



Minotti

**Minotti**

## INDEX / INDOOR



**ROGER** RODOLFO DORDONI DESIGN  
10



**BELT** RODOLFO DORDONI DESIGN  
20-34-114



**MARVIN** RODOLFO DORDONI DESIGN  
102



**BRASILIA** MARCIO KOGAN | STUDIO MK27 DESIGN  
124-154



**SUPERQUADRA - BENCHES AND COFFEE TABLES**  
MARCIO KOGAN | STUDIO MK27 DESIGN  
60-128-144



**SUPERQUADRA - TABLES** MARCIO KOGAN | STUDIO MK27 DESIGN  
118-158



**SUPERQUADRA - STORAGE UNITS** MARCIO KOGAN | STUDIO MK27 DESIGN  
48-70-100-104-110-122-171



**LINHA STUDIO** MARCIO KOGAN | STUDIO MK27 DESIGN  
162



**DAIKI STUDIO** MARCIO KOGAN | STUDIO MK27 DESIGN  
161-167-168



**LIDO** GAMFRATESI DESIGN  
46-54-98-102-121-141



**TUFFET** RODOLFO DORDONI DESIGN  
43



**FYNN SADDLE-HIDE (UPDATE)** GAMFRATESI DESIGN  
260



**BRINK** RODOLFO DORDONI DESIGN  
86



**KEEL** RODOLFO DORDONI DESIGN  
42-69



**JIGGER** RODOLFO DORDONI DESIGN  
18-35-56



**PILOTIS** RODOLFO DORDONI DESIGN  
64-99



**ROGER - COFFEE TABLE**  
RODOLFO DORDONI DESIGN  
67-245



**BOTECO (UPDATE)**  
MARCIO KOGAN | STUDIO MK27 DESIGN  
26-52



**DALTON CHROME (UPDATE)**  
RODOLFO DORDONI DESIGN  
270



**MARVIN LAZY SUSAN**  
RODOLFO DORDONI DESIGN  
264



**ROGER BED** RODOLFO DORDONI DESIGN  
88-92



**BEDWEAR** MINOTTI STUDIO DESIGN  
94



**ROGER - NIGHTSTAND**  
RODOLFO DORDONI DESIGN  
94



**BRASILIA BED**  
MARCIO KOGAN | STUDIO MK27 DESIGN  
146



**BRASILIA - NIGHTSTAND**  
MARCIO KOGAN | STUDIO MK27 DESIGN  
91



**SHEARLING (UPDATE)**  
RODOLFO DORDONI DESIGN  
146



**WISP RAINBOW** MINOTTI STUDIO DESIGN  
124



**DIBBETS CIRCLE** MINOTTI STUDIO DESIGN  
54



**DIBBETS FLAG (UPDATE)**  
RODOLFO DORDONI DESIGN  
142



**ALPS (UPDATE)** MINOTTI STUDIO DESIGN  
10



**OSAKA (UPDATE)** MINOTTI STUDIO DESIGN  
121

## INDEX / OUTDOOR



**PATIO** GAMFRATESI DESIGN  
176



**LIDO CORD OUTDOOR** GAMFRATESI DESIGN  
186-200-206-212



**TORII NEST OUTDOOR** NENDO DESIGN  
180



**FYNN OUTDOOR (UPDATE)** GAMFRATESI DESIGN  
300



**STONY** RODOLFO DORDONI DESIGN  
198



**PILOTIS OUTDOOR** RODOLFO DORDONI DESIGN  
178



**BELLAGIO OUTDOOR (UPDATE)**  
GORDON GUILLAUMIER DESIGN  
194



**TERRACE (UPDATE)** RODOLFO DORDONI DESIGN  
212



**JERSEY** MINOTTI STUDIO DESIGN  
184

# 2021 COLLECTION / INDOOR

Tema stilistico di fondo della 2021 Collection è lo spirito Mid-Century rivisitato, di sapore moderno, tra Razionalismo e Brutalismo, che pervade l'ampia gamma di arredi pensati per interni con un'atmosfera contemporanea, di un'eleganza distintiva. Coordinata da Rodolfo Dordoni con Minotti Studio, la collezione è firmata da un team consolidato di designer internazionali, da Marcio Kogan / studio mk27 a GamFratesi, oltre che da Rodolfo Dordoni stesso.

L'architettura che la accoglie prende spunto da riferimenti architettonici di natura razionalista e brutalista, temperati dalla presenza di materiali accoglienti, come il rovere color miele dei serramenti, l'acciaio satinato con le sue rifrangenze e il palissandro Santos tinto Dark Brown delle boiserie. L'alternanza di forme grafiche forti, quali la grande bucata a cerchio ricavata nella parete in cemento o la "V" rovesciata dei serramenti, segnano il confine tra in e out degli spazi dell'abitare.

L'architettura brutalista è ammorbidita dagli arredi della 2021 Collection con il suo mix di pellami dai colori sofisticati, la morbidezza del tessuto, le essenze e le pietre preziose, i giochi di lucido e opaco, la matericità e i dettagli *couture*. Come note che punteggiano lo spartito di una sinfonia armoniosa, i nuovi volumi con le loro forme sofisticate compongono il progetto 2021 di interior decoration firmato Minotti.

Il living accoglie il sistema di sedute Roger di Rodolfo Dordoni, poliedrico e totalmente innovativo anche per l'alta componibilità dei singoli elementi, tale da rispondere a ogni esigenza di progettazione, oltre a intercettare più target grazie al suo abaco molto ampio. Roger si accorda perfettamente con le famiglie di poltrone e poltroncine Belt, sempre di Dordoni, e Lido di GamFratesi, interpretate come un nido confortevole. Una nuova vena di gusto, in dialogo aperto con la visione progettuale del brand, è definita da Brasilia e Superquadra di Marcio Kogan / studio mk27, due famiglie di arredi che spaziano dalla zona giorno alla zona notte.

Mentre prosegue con successo crescente l'esperienza di un passaggio continuo tra ambienti indoor e outdoor, in scenari di natura residenziale e hospitality, il 2021 vede Minotti proporre una serie di arredi che arrivano a esplorare anche gli ambienti di studio e lavoro, in ufficio come a casa: a segnare il debutto di questo percorso, una selezione ricercata e accurata di elementi d'arredo a firma di Marcio Kogan / studio mk27.

The stylistic theme behind the 2021 Collection offers a new, modern take on the Mid-Century spirit, halfway between Rationalism and Brutalism, endowing the wide range of furniture designed for interiors with a contemporary feel and a distinctive kind of elegance. Coordinated by Rodolfo Dordoni with Minotti Studio, the collection has been designed by a team of international designers, from Marcio Kogan / studio mk27 to GamFratesi, as well as Rodolfo Dordoni himself.

The architecture that hosts the collection is inspired by Rationalist and Brutalist architectural references, mellowed by the presence of welcoming materials, such as the honey-coloured oak of the windows, steel with a reflective satin finish and the Dark Brown stained palissander Santos of the panelling. The alternation of bold graphic shapes, such as the large circular form shaped into the concrete wall or the upside-down "V" of the windows, marks the boundary between indoor and outdoor in the living spaces.

The Brutalist architecture is mellowed by the furnishings of the 2021 Collection, with its mix of leathers in sophisticated colours and the softness of its textiles, not to mention the variety of wood and exquisite stone materials. These are enhanced by an interplay of glossy and matt effects, a wide range of textures and the presence of *couture* details.

Like notes dotted over the sheet music of a harmonious symphony, the new volumes with their sophisticated shapes compose the 2021 interior decoration project designed by Minotti. The living space hosts the Roger seating system by Rodolfo Dordoni, versatile and completely innovative also due to the exceptional modularity of the individual elements, capable of meeting all design requirements and catering for several targets thanks to its wide variety. Roger is the perfect match for the Belt family of armchairs and little armchairs, also by Dordoni, and the Lido family by GamFratesi, interpreted as a comfortable nest.

A new vein of taste, in an open dialogue with the brand's design approach, is defined by Brasilia and Superquadra, two product families by Marcio Kogan / studio mk27 that span from the living to the night areas.

While the experience of a continuous passage between indoor and outdoor environments goes from strength to strength, in residential and hospitality settings, in 2021 Minotti proposes a series of furniture that now also explores the spaces used for working and studying, both in the office and at home.

A carefully chosen, elegant selection of furnishing elements by Marcio Kogan / studio mk27 marks the debut of this new direction.

In der 2021 Collection erlebt der Geist des Mid-Century eine Renaissance, geprägt durch eine moderne Note, zwischen Rationalismus und Brutalismus. Er durchdringt die breite Palette von Produkten, die für Innenräume mit zeitgenössischer Ausstrahlung und unverwechselbarer Eleganz entworfen wurden. Ein bewährtes Team internationaler Designer ließ seine Ideen in die von Rodolfo Dordoni mit Minotti Studio entwickelte Kollektion einfließen, von Marcio Kogan / studio mk27 bis GamFratesi sowie Rodolfo Dordoni persönlich.

Die Architektur der Kollektion lehnt sich an rationalistische und brutalistische architektonische Referenzen an. Gedämpft werden sie durch die Präsenz verföhrender Materialien, wie die honigfarbene Eiche der Tür- und Fensterrahmen, der satinierte Stahl mit seinen Lichtbrechungen und das Santos-Palissanderholz Dark Brown gebeizt der Verkleidung. Der Wechsel zwischen starken grafischen Formen, wie die große kreisrunde Öffnung in der Betonwand oder das umgekehrte "V" der Fenster- und Türrahmen, markieren die Grenze zwischen Innen und Außen des Wohnkonzepts.

Die brutalistische Architektur wird durch die Einrichtung der 2021 Collection mit ihrem Mix aus Lederwaren in eleganten Farben, der Weichheit der Stoffe, Hölzern und edlen Marmorsteinen, dem Spiel von Glanz und Matt, Materialität und Couture-Details relativiert. Wie Noten, die die Partitur einer harmonischen Symphonie formen, fügen sich die neuen Volumina mit ihren stilvollen Formen zum Inneneinrichtungsprojekt 2021 von Minotti zusammen.

Im Wohnzimmer findet das Sitzprogramm Roger von Rodolfo Dordoni seinen Platz. Es ist vielfältig und absolut innovativ, auch aufgrund der hohen Modularität der einzelnen Elemente. So lässt sich jede Designanforderung erfüllen und die umfassende Palette wird zudem zahlreichen Einrichtungsvorstellungen gerecht. Roger harmonisiert perfekt mit den Sesseln und kleinen Sesseln Belt, ebenfalls von Dordoni, und Lido von GamFratesi, die wie ein bequemes Nest konzipiert sind. Eine neue Geschmacksrichtung, die im offenen Dialog mit der Projektvision der Marke steht, definieren Brasilia und Superquadra von Marcio Kogan / studio mk27, zwei Einrichtungsfamilien mit Kreationen für den Wohn- bis hin zum Schlafbereich.

Das Konzept fließender Übergänge zwischen Innen- und Außenbereichen wird unverändert und mit zunehmendem Erfolg im Wohnambiente wie auch im Hospitality angewandt. 2021 bietet Minotti zudem eine Reihe von Einrichtungsgegenständen an, die auch für das Arbeits- und Lernumfeld konzipiert wurden, sowohl im Büro als auch zu Hause: Eine exklusive, treffsichere Auswahl von Einrichtungsgegenständen von Marcio Kogan / studio mk27 setzt auf diesem Weg den Maßstab.

L'esprit Mid-Century Modern revisité dans un style actuel oscillant entre rationalisme et brutalisme est le leitmotiv de la 2021 Collection, une gamme de meubles pensée pour des intérieurs alliant atmosphère contemporaine et élégance raffinée. Coordinée par Rodolfo Dordoni en collaboration avec Minotti Studio, la collection est signée par une équipe de designers provenant du monde entier allant de Marcio Kogan / studio mk27 à GamFratesi en passant par Rodolfo Dordoni lui-même.

Le contexte accueillant la 2021 Collection s'inspire d'ouvrages architecturaux rationalistes et brutalistes tempérés par l'utilisation de matériaux chaleureux comme le chêne couleur miel des menuiseries, l'acier satiné et ses beaux reflets ou le palissandre Santos teinté Dark Brown des boiseries. L'alternance de formes graphiques fortes, comme le grand trou circulaire percé dans le mur en béton ou le "V" inversé des menuiseries, marque la frontière entre l'intérieur et l'extérieur des espaces de l'habitat.

Dans les meubles de la 2021 Collection, les éléments de l'architecture brutaliste sont adoucis par la présence de peaux aux couleurs sophistiquées, de textiles moelleux, de bois et de pierres nobles, de jeux entre mat et brillant, d'effets matière et de détails haute couture. Les nouveaux volumes aux formes raffinées composent le projet de décoration d'intérieur 2021 de Minotti telles les notes de la partition d'une harmonieuse symphonie.

Le séjour accueille le système de sièges Roger de Rodolfo Dordoni, un projet multiforme et totalement innovant eu égard notamment à la grande modularité de ses éléments qui parviennent chacun non seulement à répondre à tous les besoins de conception mais aussi à séduire des publics hétérogènes grâce au vaste éventail de produits disponibles. Roger se marie à merveille avec les fauteuils et petits fauteuils de la gamme Belt, toujours de Dordoni, ainsi qu'avec les fauteuils Lido de GamFratesi, avec lesquels il donne naissance à des nids douillets. Brasilia et Superquadra de Marcio Kogan / studio mk27, deux collections de meubles pensées à la fois pour les pièces à vivre et pour les zones de couchage, concrétisent une nouvelle veine stylistique en parfait accord avec la vision créative de la marque.

Alors que l'expérience d'une transition fluide entre intérieurs et extérieurs se poursuit aussi bien dans les contextes des logements que de l'hospitality, Minotti propose pour 2021 un éventail de meubles également conçus pour les espaces d'étude et de travail, aussi bien professionnels que domestiques. Le début de ce parcours prend la forme d'un florilège de meubles signés Marcio Kogan / studio mk27.



ROGER SUITE DAYBED ELEMENT LOW MIX SX WITH CASE MOD. A CM 245X121 H91  
ROGER SUITE ELEMENT WITH 1 ARMREST LOW DX CM 197X101 H91  
FABRIC: SABLÉ 01 BIANCO (ART 35)  
CASE: DARK BROWN STAINED PALISANDER SANTOS  
BASE: VARNISHED POLISHED BLACK COFFEE COLOUR ALUMINIUM







ROGER SUITE OPEN-END ELEMENT HIGH SX WITH 2 CASE MOD. A+B CM 240X121 H91  
 ROGER SUITE ELEMENT WITH 1 ARMREST LOW DX CM 221X101 H91  
 ROGER SPRING SOFA ELEMENT LOW SX WITH CASE MOD. E CM 216X94 H91  
 FABRIC: NATTE 01 BIANCO (ART 36)  
 CASE: DARK BROWN STAINED PALISANDER SANTOS  
 BASE: VARNISHED POLISHED BLACK COFFEE COLOUR ALUMINIUM





ROGER SUITE OPEN-END ELEMENT WITH 1 ARMREST HIGH SQUARE SX  
WITH CASE MOD. A CM 225X121 H91  
ROGER SUITE ELEMENT WITH 1 ARMREST LOW DX CM 221X101 H91  
ROGER SPRING SOFA ELEMENT LOW SX WITH CASE MOD. E CM 216X94 H91  
FABRIC: NATTE 01 BIANCO (ART 35)  
CASE: DARK BROWN STAINED PALISANDER SANTOS  
BASE: VARNISHED POLISHED BLACK COFFEE COLOUR ALUMINIUM

ROGER SPRING UNIT BENCH CM 144X65 H42  
LEATHER: NABUK 24 CANAPA (ART 35 - NABUK LEATHER)  
BASE: VARNISHED POLISHED BLACK COFFEE COLOUR ALUMINIUM



BELT ARMCHAIR CM 78X81 H71  
LEATHER: ASPEN 05 TORBA (ASPEN LEATHER)  
BASE: VARNISHED POLISHED BRANDY COLOUR ALUMINIUM





ROGER SUITE OPEN CHAISE-LONGUE LOW SX WITH CASE MOD. A CM 193X197 H91  
ROGER SUITE ELEMENT WITH 1 ARMREST LOW DX CM 269X101 H91  
ROGER SPRING OPEN-END ELEMENT LOW SX WITH CASE MOD. A CM 240X121 H91  
FABRIC: NATTÉ 06 GRAFITE (ART 35)  
CASE: GLOSSY MOKA COLOUR LACQUER  
BASE: VARNISHED POLISHED BLACK COFFEE COLOUR ALUMINIUM





ROGER SUITE CENTRAL ELEMENT LOW DX WITH CASE MOD. B CM 240X101 H91  
ROGER SUITE ELEMENT WITH 1 ARMREST LOW DX CM 221X101 H91  
CASE: DARK BROWN STAINED PALISANDER SANTOS  
FABRIC: NATTÈ 01 BIANCO (ART 35)  
BASE: VARNISHED POLISHED BLACK COFFEE COLOUR ALUMINIUM







ROGER SUITE ELEMENT WITH 1 ARMREST HIGH SQUARE SX CM 249X101 H91  
 ROGER SUITE DAYBED ELEMENT LOW MIX SX WITH CASE MOD. A CM 245X121 H91  
 ROGER SUITE ELEMENT WITH 1 ARMREST LOW DX CM 173X101 H91  
 ROGER SPRING SOFÀ ELEMENT LOW SX WITH CASE MOD. D CM 216X94 H91  
 FABRIC: SABLÉ 01 BIANCO (ART 35)  
 CASE: DARK BROWN STAINED PALISANDER SANTOS  
 BASE: VARNISHED POLISHED BLACK COFFEE COLOUR ALUMINIUM



ROGER SPRING OPEN-END ELEMENT WITH ARMREST LOW SX WITH CASE MOD. A CM 245X121 H91

ROGER SPRING ELEMENT WITH 1 ARMREST LOW SX CM 197X101 H91

ROGER SPRING CENTRAL ELEMENT LOW SX WITH CASE MOD. C CM 192X101 H91

FABRIC: NATTÉ 01 BIANCO (ART 35)

CASE: GLOSSY ICE COLOUR LACQUER

BASE: VARNISHED POLISHED BLACK COFFEE COLOUR ALUMINIUM



**BELT** BERGÈRE CM 78X84 H93  
**BELT** FOOTSTOOL CM 64X58 H42  
 LEATHER: NABUK 29 GHISA (ART 35 - NABUK LEATHER)  
 BASE: VARNISHED POLISHED BRANDY COLOUR ALUMINIUM







**BELT LOUNGE ARMCHAIRS CM 73X72 H71**  
 LEATHER: ASPEN 37 ARMY (ART 34 - ASPEN LEATHER)  
 BASE: VARNISHED POLISHED BRANDY COLOUR ALUMINIUM

**BELT ARMCHAIR CM 78X81 H71**  
 LEATHER: NABUK 27 KAKI (ART 35 - NABUK LEATHER)  
 BASE: VARNISHED POLISHED BRANDY COLOUR ALUMINIUM

**BELT SEMI-ROUND LOUNGE SOFA CM 183X94 H71**  
 FABRIC: NATTÉ 03 ECRU (ART 35)  
 BASE: VARNISHED POLISHED BRANDY COLOUR ALUMINIUM

**BELT BERGÈRE CM 78X84 H93**  
 LEATHER: NABUK 29 GHISA (ART 35 - NABUK LEATHER)  
 BASE: VARNISHED POLISHED BRANDY COLOUR ALUMINIUM

BELT LOUNGE ARMCHAIRS CM 73X72 H71  
LEATHER: ASPEN 37 ARMY (ART 34 - ASPEN LEATHER)  
BASE: VARNISHED POLISHED BRANDY COLOUR ALUMINIUM





**KEEL** CONSOLE TABLE CM 160X45 H58  
 TOP: GLOSSY ARMY GREEN COLOUR LACQUER  
 LEGS: VARNISHED POLISHED BRANDY COLOUR ALUMINIUM

**TUFFET** OTTOMAN Ø CM 70 H40  
 LEATHER: ASPEN 37 ARMY (ART 34 - ASPEN LEATHER)  
 BASE: GLOSSY PEWTER COLOUR LACQUER





ROGER SPRING ELEMENT WITH 1 ARMREST LOW SX CM 173X101 H91  
ROGER SPRING ELEMENT WITH 1 ARMREST LOW DX CM 173X101 H91  
LEATHER: ASPEN 33 COGNAC (ART 32 - ASPEN LEATHER)  
BASE: VARNISHED POLISHED BLACK COFFEE COLOUR ALUMINIUM






LIDO LOUNGE LITTLE ARMCHAIRS CM 75X78 H75  
FABRIC: PEPPER 01 ECRU (ART 34)  
LEGS: ASH MOKA COLOUR LACQUER  
DETAILS: VARNISHED BRONZE COLOUR STEEL





SUPERQUADRA LIVING/TV SIDEBOARD CM 273,5X60 H48,5  
STRUCTURE AND STORAGE ELEMENT: DARK BROWN STAINED  
PALISANDER SANTOS  
BASE: VARNISHED POLISHED BRANDY COLOUR ALUMINIUM





ROGER SPRING ELEMENT WITH 1 ARMREST LOW SX CM 269X101 H91  
ROGER SPRING OPEN-END ELEMENT WITH 1 ARMREST LOW SX  
WITH CASE MOD. A CM 269X121 H91  
LEATHER: NABUK 26 CASTORO (ART 35 - NABUK LEATHER)  
CASE: DARK BROWN STAINED PALISANDER SANTOS  
BASE: VARNISHED POLISHED BLACK COFFEE COLOUR ALUMINIUM



LIDO COFFEE TABLE Ø CM 130 H30  
TOP: BIANCONERO MARBLE  
BASE: ASH MOKA COLOUR LACQUER  
DETAILS: VARNISHED BRONZE COLOUR STEEL



ROGER SPRING DAYBED ELEMENT LOW SX WITH CASE MOD. A CM 269X121 H91  
 ROGER SPRING CHAISE-LONGUE LOW DX CM 149X173 H91  
 FABRIC: CANVAS 01 BIANCO (ART 34)  
 CASE: GLOSSY CAPPUCCINO COLOUR LACQUER  
 BASE: VARNISHED POLISHED BLACK COFFEE COLOUR ALUMINIUM

ROGER SPRING UNIT BENCH WITH CASE MOD. G CM 192X65 H42  
 LEATHER: NABUK 26 CASTORO (ART 35 - NABUK LEATHER)  
 CASE: GLOSSY CAPPUCCINO COLOUR LACQUER  
 BASE: VARNISHED POLISHED BLACK COFFEE COLOUR ALUMINIUM



ROGER SUITE ELEMENTS WITH 1 ARMREST HIGH SQUARE SX  
 CM 177X101 H91  
ROGER SUITE ELEMENTS WITH 1 ARMREST HIGH SQUARE DX  
 CM 177X101 H91  
 FABRIC: CANVAS 01 BIANCO (ART 34)  
 BASE: VARNISHED POLISHED BLACK COFFEE COLOUR ALUMINIUM

ROGER SPRING UNIT BENCH CM 168X65 H42  
 LEATHER: NABUK 29 GHISA (ART 35 - NABUK LEATHER)  
 BASE: VARNISHED POLISHED BLACK COFFEE COLOUR ALUMINIUM



**SUPERQUADRA** CONSOLE TABLE CM 180X57,5 H42  
 TOP: SAHARA NOIR MARBLE  
 SLATS: DARK BROWN STAINED CANALETTO WALNUT  
 LEGS: VARNISHED POLISHED BRANDY COLOUR ALUMINIUM

**SUPERQUADRA** COFFEE TABLE CM 180X104,5 H22  
 TOP: DARK BROWN STAINED PALISANDER SANTOS  
 SLATS: DARK BROWN STAINED CANALETTO WALNUT  
 LEGS: VARNISHED POLISHED BRANDY COLOUR ALUMINIUM








ROGER SPRING BACK TO BACK ELEMENT LOW CM 216X166 H91  
 ROGER SPRING BACK TO BACK ELEMENT LOW DX WITH CASE MOD. F CM 192X166 H91  
 ROGER SPRING CENTRAL ELEMENT LOW CM 144X101 H91  
 FABRIC: SABLÉ 01 BIANCO (ART 35)  
 CASE: DARK BROWN STAINED PALISANDER SANTOS  
 BASE: VARNISHED POLISHED BLACK COFFEE COLOUR ALUMINIUM

ROGER SPRING UNIT OTTOMAN CM 101X101 H42  
 ROGER SPRING UNIT BENCH CM 144X72 H42  
 LEATHER: NABUK 26 CASTORO (ART 35 - NABUK LEATHER)  
 BASE: VARNISHED POLISHED BLACK COFFEE COLOUR ALUMINIUM

ROGER COFFEE TABLE WITH 1 INNER COMPARTMENT CM 99X99 H37  
 STRUCTURE: DARK BROWN STAINED PALISANDER SANTOS  
 OPEN COMPARTMENT: VARNISHED SATIN BRANDY COLOUR ALUMINIUM  
 BASE: VARNISHED POLISHED BLACK COFFEE COLOUR ALUMINIUM



KEEL SIDE TABLE Ø CM 60 H45  
TOP: GLOSSY CAPPUCCINO COLOUR LACQUER  
LEGS: VARNISHED POLISHED BRANDY COLOUR ALUMINIUM





SUPERQUADRA LIVING/TV SIDEBOARD CM 273,5X60 H48,5  
STRUCTURE: DARK BROWN STAINED PALISANDER SANTOS  
STORAGE ELEMENT: ASH BLACK COLOUR LACQUER  
BASE: VARNISHED POLISHED BRANDY COLOUR ALUMINIUM

ROGER SUITE ELEMENT WITH 1 ARMREST LOW SX CM 197X101 H91  
 ROGER SUITE OPEN-END ELEMENT WITH 1 ARMREST LOW SX  
 WITH CASE MOD. A CM 245X121 H91  
 ROGER SPRING CENTRAL ELEMENT HIGH CM 192X101 H91  
 ROGER SPRING BACK TO BACK ELEMENT HIGH CM 192X166 H91  
 FABRIC: NATTÉ 03 ECRU (ART 35)  
 CASE: DARK BROWN STAINED PALISANDER SANTOS  
 BASE: VARNISHED POLISHED BLACK COFFEE COLOUR ALUMINIUM

ROGER SPRING UNIT BENCH CM 120X52 H42  
 FABRIC: NATTÉ 03 ECRU (ART 35)  
 BASE: VARNISHED POLISHED BLACK COFFEE COLOUR ALUMINIUM

ROGER COFFEE TABLE WITH 1 INNER COMPARTMENT CM 99X99 H37  
 STRUCTURE: DARK BROWN STAINED PALISANDER SANTOS  
 OPEN COMPARTMENT: VARNISHED SATIN BRANDY COLOUR ALUMINIUM  
 BASE: VARNISHED POLISHED BLACK COFFEE COLOUR ALUMINIUM



ROGER SPRING ELEMENT WITH 1 ARMREST LOW SX CM 173X101 H91  
 ROGER SPRING UNIT OTTOMAN CM 65X65 H42  
 FABRIC: SABLÉ 01 BIANCO (ART 35)  
 BASE: VARNISHED POLISHED BLACK COFFEE COLOUR ALUMINIUM



ROGER SPRING UNIT BENCH WITH CASE MOD. G CM 192X65 H42  
 ROGER SPRING UNIT ARMCHAIRS CM 72X94 H67  
 ROGER SPRING UNIT BENCH CM 120X65 H42  
 LEATHER: NABUK 24 CANAPA (ART 35 - NABUK LEATHER)  
 CASE: GLOSSY CAPPUCCINO COLOUR LACQUER  
 BASE: VARNISHED POLISHED BLACK COFFEE COLOUR ALUMINIUM







ROGER SPRING UNIT BENCH WITH CASE MOD. G CM 192X65 H42  
 LEATHER: NABUK 29 GHISA (ART 35 - NABUK LEATHER)  
 CASE: DARK BROWN STAINED PALISANDER SANTOS  
 BASE: VARNISHED POLISHED BLACK COFFEE COLOUR ALUMINIUM

ROGER SPRING UNIT ARMCHAIR CM 72X94 H67  
 LEATHER: ASPEN 05 TORBA (ASPEN LEATHER)  
 BASE: VARNISHED POLISHED BLACK COFFEE COLOUR ALUMINIUM

ROGER SPRING SOFÀ OPEN-END ELEMENT LOW SX WITH 2 CASE MOD. A+D  
 CM 288X114 H91  
 FABRIC: NATTÈ 06 GRAFITE (ART 35)  
 CASE: DARK BROWN STAINED PALISANDER SANTOS  
 BASE: VARNISHED POLISHED BLACK COFFEE COLOUR ALUMINIUM

ROGER SPRING SOFÀ ELEMENT LOW SX WITH CASE MOD. D CM 240X94 H91  
 FABRIC: NATTÈ 01 BIANCO (ART 35)  
 CASE: DARK BROWN STAINED PALISANDER SANTOS  
 BASE: VARNISHED POLISHED BLACK COFFEE COLOUR ALUMINIUM



ROGER SPRING SOFÀ OPEN-END ELEMENT LOW SX WITH CASE MOD. A CM 240X114 H91  
 ROGER SPRING SOFÀ ELEMENT LOW SX WITH CASE MOD. D CM 240X94 H91  
 FABRIC: SHADOW 03 ABISSO (ART 34)  
 CASE: DARK BROWN STAINED PALISANDER SANTOS  
 BASE: VARNISHED POLISHED BLACK COFFEE COLOUR ALUMINIUM

ROGER SPRING UNIT BENCH WITH CASE MOD. G CM 192X65 H42  
 LEATHER: NABUK 24 CANAPA (ART 35 - NABUK LEATHER)  
 CASE: DARK BROWN STAINED PALISANDER SANTOS  
 BASE: VARNISHED POLISHED BLACK COFFEE COLOUR ALUMINIUM





ROGER SPRING SOFÀ OPEN-END ELEMENT LOW SX WITH CASE MOD. A CM 240X114 H91  
 ROGER SPRING SOFÀ ELEMENT LOW SX WITH CASE MOD. D CM 240X94 H91  
 FABRIC: SHADOW 03 ABISSO (ART 34)  
 CASE: DARK BROWN STAINED PALISANDER SANTOS  
 BASE: VARNISHED POLISHED BLACK COFFEE COLOUR ALUMINIUM

ROGER SPRING UNIT BENCH CM 120X52 H42  
 ROGER SPRING UNIT ARMCHAIR CM 72X94 H67  
 LEATHER: NABUK 24 CANAPA (ART 35 - NABUK LEATHER)  
 BASE: VARNISHED POLISHED BLACK COFFEE COLOUR ALUMINIUM

**BRINK** COFFEE TABLE CM 160X89 H30  
**BRINK** COFFEE TABLE CM 95X68 H30  
TOP: NERO ASSOLUTO GRANITE - VERMONT GREY GRANITE  
LEGS AND DETAILS: SATIN-FINISH BRASS





ROGER BED HIGH CM 190X226 H104  
ROGER SPRING UNIT BENCH CM 168X52 H42  
FABRIC: TENDER 01 SABBIA (ART TENDER)  
BASE: VARNISHED POLISHED BLACK COFFEE COLOUR ALUMINIUM  
SHEARLING CUSHION CM 45X45 - GRAPHITE COLOUR  
SHEET GRAPHITE COTTON SATEEN SHEET AND PILLOW-CASE SET





ROGER BED CM 190X226 H91  
 FABRIC: NATTÉ 01 BIANCO (ART 35)  
 LEATHER: ASPEN 36 ECRU (ART 34 - ASPEN LEATHER)  
 BASE: VARNISHED POLISHED BLACK COFFEE COLOUR ALUMINIUM

CANVAS BEDSPREAD  
 SHEET KHAKI COTTON SATEEN SHEET AND PILLOW-CASE SET

ROGER SPRING UNIT BENCH CM 168X52 H42  
 LEATHER: NABUK 27 KAKI (ART 35 - NABUK LEATHER)  
 BASE: VARNISHED POLISHED BLACK COFFEE COLOUR ALUMINIUM

ROGER NIGHTSTAND CM 70X48 H37  
 STRUCTURE: DARK BROWN STAINED PALISANDER SANTOS  
 OPEN COMPARTMENT: SATIN POLISHED BRANDY COLOUR ALUMINIUM  
 BASE: VARNISHED POLISHED BLACK COFFEE COLOUR ALUMINIUM









LIDO ARMCHAIR WITH LEGS CM 93X99 H85  
LIDO FOOTSTOOL WITH LEGS Ø CM 74 H42  
FABRIC: NATTÈ 07 KAKI (ART 35)  
LEGS: ASH MOKA COLOUR LACQUER  
DETAILS: VARNISHED BRONZE COLOUR STEEL



SUPERQUADRA LIVING/TV SIDEBOARD CM 273,5X60 H48,5  
STRUCTURE AND SLATS: ASH BLACK COLOUR LACQUER  
STORAGE ELEMENT: DARK BROWN STAINED  
PALISANDER SANTOS  
BASE: VARNISHED POLISHED BRANDY COLOUR ALUMINIUM



MARVIN TABLE Ø CM 200 H74  
TOP: BIANCONERO MARBLE  
BASE: SATIN-FINISH STAINLESS STEEL



SUPERQUADRA DINING LOW SIDEBOARD CM 273,5X60 H70  
STRUCTURE AND STORAGE ELEMENT: DARK BROWN STAINED PALISANDER SANTOS  
BASE: VARNISHED POLISHED BRANDY COLOUR ALUMINIUM





MARVIN TABLE Ø CM 200 H74  
TOP: ASH BLACK COLOUR LACQUER  
BASE: VARNISHED POLISHED PEWTER COLOUR METAL





SUPERQUADRA DINING HIGH SIDEBOARD CM 273,5X60 H70  
STRUCTURE AND STORAGE ELEMENT: ASH BLACK COLOUR LACQUER  
BASE: VARNISHED POLISHED BRANDY COLOUR ALUMINIUM





**BELT** DINING LITTLE ARMCHAIR CM 64X60 H83  
 FABRIC: NATTÉ 01 BIANCO (ART 35)  
 LEGS: DARK BROWN STAINED CANALETTO WALNUT

**BELT** DINING LITTLE ARMCHAIRS CM 64X60 H83  
 LEATHER: ASPEN 05 TORBA (ASPEN LEATHER)  
 LEGS: VARNISHED POLISHED BRANDY COLOUR ALUMINIUM







SUPERQUADRA TABLE CM 400X119 H74  
TOP: SAHARA NOIR MARBLE - DARK BROWN STAINED PALISANDER SANTOS  
LEGS: VARNISHED POLISHED BRANDY COLOUR ALUMINIUM



LIDO DINING LITTLE ARMCHAIRS CM 66X67 H81  
FABRIC: NATTÈ 07 KAKI (ART 35)  
LEGS: DARK BROWN STAINED CANALETTO WALNUT  
DETAILS: VARNISHED BRONZE COLOUR STEEL



SUPERQUADRA DINING HIGH SIDEBOARD CM 273,5X60 H70  
STRUCTURE: ASH BLACK COLOUR LACQUER  
STORAGE ELEMENT: DARK BROWN STAINED PALISANDER SANTOS  
BASE: VARNISHED POLISHED BRANDY COLOUR ALUMINIUM



BRASILIA ARMCHAIR CM 95X86 H63  
 FABRIC: NATTÉ 01 BIANCO (ART 35)  
 STRUCTURE: DARK BROWN STAINED PALISANDER SANTOS  
 LEGS: VARNISHED POLISHED BRANDY COLOUR ALUMINIUM

BRASILIA ELEMENT WITH 1 ARMREST SX CM 175X98 H85  
 BRASILIA ELEMENT WITH 1 ARMREST DX CM 175X98 H85  
 FABRIC: NATTÉ 07 KAKI (ART 35)  
 STRUCTURE: DARK BROWN STAINED PALISANDER SANTOS  
 LEGS: VARNISHED POLISHED BRANDY COLOUR ALUMINIUM  
 BRASILIA CONNECTING TABLE CM 44X98  
 SLATS: DARK BROWN STAINED CANALETTO WALNUT

SUPERQUADRA BENCH WITH TOP CM 126X128 H34  
 LEATHER: NABUK 24 CANAPA (ART 35 - NABUK LEATHER)  
 TOP: DARK BROWN STAINED PALISANDER SANTOS  
 LEGS: VARNISHED POLISHED BRANDY COLOUR ALUMINIUM

SUPERQUADRA COFFEE TABLE CM 122X128 H22  
 TOP: CALACATTA MARBLE  
 LEGS: VARNISHED POLISHED BRANDY COLOUR ALUMINIUM







SUPERQUADRA COFFEE TABLE CM 122X128 H22  
 TOP: CALACATTA MARBLE  
 LEGS: VARNISHED POLISHED BRANDY COLOUR ALUMINIUM

SUPERQUADRA BENCH WITH TOP CM 126X128 H34  
 LEATHER: NABUK 24 CANAPA (ART 35 - NABUK LEATHER)  
 TOP: DARK BROWN STAINED PALISANDER SANTOS  
 LEGS: VARNISHED POLISHED BRANDY COLOUR ALUMINIUM









**BRASILIA** ELEMENT WITH 1 ARMREST WITH TOP LARGE SX  
 CM 350X98 H85  
 LEATHER: ASPEN 01 CARBONE (ASPEN LEATHER)  
 STRUCTURE: DARK BROWN STAINED PALISANDER SANTOS  
 SLATS: DARK BROWN STAINED CANALETTO WALNUT  
 LEGS: VARNISHED POLISHED BRANDY COLOUR ALUMINIUM

**SUPERQUADRA** BENCH WITH TOP CM 182X58 H34  
 FABRIC: NATTÈ 01 BIANCO (ART 35)  
 TOP: SAHARA NOIR MARBLE  
 LEGS: VARNISHED POLISHED BRANDY COLOUR ALUMINIUM

**SUPERQUADRA** COFFEE TABLE CM 180X104,5 H22  
 TOP: SAHARA NOIR MARBLE - DARK BROWN STAINED  
 PALISANDER SANTOS  
 LEGS: VARNISHED POLISHED BRANDY COLOUR ALUMINIUM



LIDO ARMCHAIR WITH BASE CM 93X99 H85  
LIDO FOOTSTOOL WITH BASE Ø CM 74 H42  
FABRIC: TENDER 01 SABBIA (ART TENDER)  
BASE: ASH MOKA COLOUR LACQUER  
DETAILS: VARNISHED BRONZE COLOUR STEEL







BRASILIA ELEMENT WITH 1 ARMREST SX CM 252X98 H85  
 BRASILIA ELEMENT WITH 1 ARMREST DX CM 175X98 H85  
 FABRIC: NATTE 01 BIANCO (ART 35)  
 STRUCTURE: DARK BROWN STAINED PALISANDER SANTOS  
 LEGS: VARNISHED POLISHED BRANDY COLOUR ALUMINIUM

SUPERQUADRA BENCH WITH 2 TOP CM 182X102 H34  
 LEATHER: ASPEN 01 CARBONE (ASPEN LEATHER)  
 TOP: DARK BROWN STAINED PALISANDER SANTOS - SAHARA NOIR MARBLE  
 LEGS: VARNISHED POLISHED BRANDY COLOUR ALUMINIUM

SUPERQUADRA COFFEE TABLE CM 180X104,5 H22  
 TOP: DARK BROWN STAINED PALISANDER SANTOS  
 SLATS: DARK BROWN STAINED CANALETTO WALNUT  
 LEGS: VARNISHED POLISHED BRANDY COLOUR ALUMINIUM



SUPERQUADRA BENCH WITH 2 TOP CM 182X102 H34  
LEATHER: ASPEN 01 CARBONE (ASPEN LEATHER)  
TOP: DARK BROWN STAINED PALISANDER SANTOS - SAHARA NOIR MARBLE  
LEGS: VARNISHED POLISHED BRANDY COLOUR ALUMINIUM



BRASILIA BED CM 343X230 H88  
 FABRIC: TENDER 01 SABBIA (ART TENDER)  
 ACCESSORIZED HEADBOARD: DARK BROWN STAINED PALISANDER SANTOS  
 FEET: VARNISHED POLISHED BRANDY COLOUR METAL

SHEARLING CUSHION CM 45X45  
 GRAPHITE COLOUR  
 SHEET GREY LINEN SHEET AND PILLOW-CASE SET

SUPERQUADRA BENCH WITH TOP CM 182X58 H40  
 FABRIC: TENDER 01 SABBIA (ART TENDER)  
 TOP: SAHARA NOIR MARBLE  
 LEGS: VARNISHED POLISHED BRANDY COLOUR ALUMINIUM





BRASILIA BED HIGH CM 343X230 H102  
 FABRIC: TENDER 01 SABBIA (ART TENDER)  
 ACCESSORIZED HEADBOARD: DARK BROWN STAINED PALISANDER SANTOS  
 FEET: VARNISHED POLISHED BRANDY COLOUR METAL

SUPERQUADRA BENCH WITH TOP CM 182X58 H40  
 LEATHER: NABUK 26 CASTORO (ART 35 - NABUK LEATHER)  
 TOP: SAHARA NOIR MARBLE  
 LEGS: VARNISHED POLISHED BRANDY COLOUR ALUMINIUM

# STUDIO COLLECTION

La 2021 Collection, così ricca e articolata, ha caratteristiche tali da migrare nel mondo degli spazi di lavoro, per interpretare con eleganza ambienti professionali, tra i quali board room, meeting room, uffici direzionali e lobby di alto livello. A inaugurare il nuovo percorso, destinato ad avere ulteriori sviluppi in futuro, sono gli elementi arredo a firma di Marcio Kogan / studio mk27.

Tavoli riunione, scrivanie e sedute nascono in risposta all'evoluzione degli ambienti lavorativi con una nuova organizzazione a servizio di aree meeting multifunzioni e soluzioni ibride, associata alla progettazione di eleganti ambienti studio anche per il residenziale.

Gli uffici si trasformano grazie a un interior sempre più elegante, sofisticato e funzionale, ma sempre di alto profilo, la casa si trova ad accogliere spazi di lavoro all'insegna della funzionalità e dell'eleganza, grazie a progetti di design a misura del nuovo modo di abitare e lavorare.

The 2021 Collection is so rich and varied that it easily adapts to the world of workspaces, elegantly interpreting professional environments such as boardrooms, meeting rooms, management offices and high-level lobbies.

This new direction taken by the brand, destined to be further developed in the future, is inaugurated by the furnishing elements designed by Marcio Kogan / studio mk27. Meeting tables, desks and seats have been created in response to the evolution of today's working environments, offering a new range to cater for multifunctional meeting areas and hybrid solutions, also designed to complement elegant study environments in residential settings.

Offices are transformed thanks to an interior that is increasingly elegant, sophisticated and functional, but always high profile, while the home finds itself welcoming work spaces inspired by the values of functionality and elegance, thanks to design projects made to measure for the new way of living and working.

Die so opulente und bis ins Detail ausgearbeitete 2021 Collection ist dank ihrer Eigenschaften auch für die Arbeitswelt eine Bereicherung. Elegant interpretiert sie Arbeitsumgebungen, darunter Aufsichtsratssäle, Konferenzräume, Chefbüros und hochwertig eingerichtete Foyers. Den Anfang auf diesem neuen Weg, der sich in Zukunft weiter entwickeln soll, machen die Einrichtungselemente von Marcio Kogan / studio mk27.

Besprechungstische, Schreibtische und Stühle sind die Antwort auf die sich weiterentwickelnden Arbeitsumgebungen. Sie haben eine neue Organisation im Dienste multifunktionaler Besprechungsbereiche im Blick und präsentieren sich als hybride Lösungen. Gleichzeitig eignen sie sich für die Gestaltung eleganter Arbeitsumgebungen auch im Wohnambiente.

Büros verwandeln sich dank einer immer eleganteren, stärker durchdachten und funktionelleren Innenausstattung, die stets hochwertig ist. Aber auch in den eigenen vier Wänden finden sich dank Designprojekten, die auf die neue Art zu leben und zu arbeiten zugeschnitten sind, immer mehr Arbeitsbereiche, die durch Funktionalität und Eleganz beeindruckend.

Particulièrement riche et structurée, la 2021 Collection se distingue par des caractéristiques qui en font une gamme idéale pour les lieux de travail dans la mesure où ses produits interprètent avec élégance les espaces professionnels tels que les salles de conseil ou de réunion, les bureaux de direction ou les halls de haut standing. Les meubles signés Marcio Kogan / studio mk27 sont les premiers jalons de ce nouveau parcours destiné à connaître d'autres développements à l'avenir.

Les tables de réunion, les bureaux et les sièges de cette collection ont vu le jour afin de répondre à la récente évolution des lieux de travail se traduisant par de nouveaux agencements privilégiant les salles de réunion polyvalentes et les solutions hybrides parallèlement à la conception de bureaux élégants, notamment dans le résidentiel.

Alors que, grâce à un aménagement d'intérieur toujours plus élégant, sophistiqué et pratique, les bureaux se transforment sans rien perdre de leur excellence, on remarque qu'en même temps les logements accueillent des pièces de travail alliant fonctionnalité et élégance dans le cadre de projets de conception adaptés aux nouvelles façons de vivre et de travailler.



**SUPERQUADRA CONSOLE TABLE CM 180X57,5 H42**  
 TOP: SAHARA NOIR MARBLE  
 SLATS: DARK BROWN STAINED CANALETTO WALNUT  
 LEGS: VARNISHED POLISHED BRANDY COLOUR ALUMINIUM

**SUPERQUADRA COFFEE TABLE CM 180X57,5 H22**  
 TOP: SAHARA NOIR MARBLE - DARK BROWN STAINED PALISANDER SANTOS  
 LEGS: VARNISHED POLISHED BRANDY COLOUR ALUMINIUM

**SUPERQUADRA COFFEE TABLE CM 180X104,5 H22**  
 TOP: SAHARA NOIR MARBLE - DARK BROWN STAINED PALISANDER SANTOS  
 LEGS: VARNISHED POLISHED BRANDY COLOUR ALUMINIUM

**BRASILIA SOFA CM 273X98 H85**  
 FABRIC: NATTE 01 BIANCO (ART 35)  
 STRUCTURE: DARK BROWN STAINED PALISANDER SANTOS  
 LEGS: VARNISHED POLISHED BRANDY COLOUR ALUMINIUM

**BRASILIA ARMCHAIRS CM 95X86 H63**  
 LEATHER: ASPEN 01 CARBONE (ASPEN LEATHER)  
 STRUCTURE: DARK BROWN STAINED PALISANDER SANTOS  
 LEGS: VARNISHED POLISHED BRANDY COLOUR ALUMINIUM



DAIKI ARMCHAIRS WITHOUT ARMRESTS CM 72X91 H69  
LEATHER: ASPEN 01 CARBONE (ASPEN LEATHER)  
STRUCTURE: FLAMED ASH LICORICE COLOUR LACQUER  
LEGS: VARNISHED BLACK-NICKEL STEEL





SUPERQUADRA TABLE CM 400X119 H74  
 TOP: DARK BROWN STAINED PALISANDER SANTOS  
 LEGS: VARNISHED POLISHED BRANDY COLOUR ALUMINIUM

DAIKI STUDIO ARMCHAIRS WITH BASE AND FEET CM 74X74 H87  
 LEATHER: ASPEN 01 CARBONE (ASPEN LEATHER)  
 STRUCTURE: DARK BROWN STAINED PALISANDER SANTOS  
 BASE: VARNISHED POLISHED BRONZE COLOUR STEEL

DAIKI STUDIO LEGS ARMCHAIRS CM 74X74 H87  
 LEATHER: ASPEN 01 CARBONE (ASPEN LEATHER)  
 STRUCTURE: DARK BROWN STAINED PALISANDER SANTOS  
 LEGS: VARNISHED POLISHED BRONZE COLOUR STEEL



DAIKI STUDIO LEGS ARMCHAIRS CM 74X74 H87  
LEATHER: ASPEN 01 CARBONE (ASPEN LEATHER)  
STRUCTURE: DARK BROWN STAINED PALISANDER SANTOS  
LEGS: VARNISHED POLISHED BRONZE COLOUR STEEL





**LINHA STUDIO** WRITING DESK CM 200X75 H74  
 TOP: DARK BROWN STAINED PALISANDER SANTOS  
 STRUCTURE: VARNISHED GOLDEN BROWN COLOUR

**DAIKI STUDIO** EXECUTIVE ARMCHAIR WITH BASE AND CASTERS  
 CM 74X76 H91  
 LEATHER: ASPEN 01 CARBONE (ASPEN LEATHER)  
 STRUCTURE: DARK BROWN STAINED PALISANDER SANTOS  
 BASE: VARNISHED POLISHED BRONZE COLOUR STEEL

**DAIKI STUDIO** LEGS ARMCHAIRS CM 74X74 H87  
 FABRIC: NATTÈ 01 BIANCO (ART 35)  
 STRUCTURE: DARK BROWN STAINED PALISANDER SANTOS  
 LEGS: VARNISHED POLISHED BRONZE COLOUR STEEL



DAIKI STUDIO EXECUTIVE ARMCHAIR WITH BASE AND CASTERS CM 74X76 H91  
LEATHER: ASPEN 01 CARBONE (ASPEN LEATHER)  
STRUCTURE: DARK BROWN STAINED PALISANDER SANTOS  
BASE: VARNISHED POLISHED BRONZE COLOUR STEEL



LINHA STUDIO WRITING DESK CM 250X90 H74  
TOP: DARK BROWN STAINED PALISANDER SANTOS  
STRUCTURE: VARNISHED GOLDEN BROWN COLOUR

DAIKI STUDIO EXECUTIVE ARMCHAIR WITH BASE AND CASTERS  
CM 74X76 H91  
LEATHER: ASPEN 01 CARBONE (ASPEN LEATHER)  
STRUCTURE: DARK BROWN STAINED PALISANDER SANTOS  
BASE: VARNISHED POLISHED BRONZE COLOUR STEEL

DAIKI STUDIO ARMCHAIRS WITH BASE AND FEET CM 74X74 H87  
LEATHER: NABUK 24 CANAPA (ART 35 - NABUK LEATHER)  
STRUCTURE: DARK BROWN STAINED PALISANDER SANTOS  
BASE: VARNISHED POLISHED BRONZE COLOUR STEEL



SUPERQUADRA VERTICAL CABINET CM 105X45 H141  
STRUCTURE: DARK BROWN STAINED PALISANDER SANTOS  
BASE: VARNISHED POLISHED BRANDY COLOUR ALUMINIUM





## 2021 COLLECTION / OUTDOOR

Il concetto di un passaggio fluido tra ambienti indoor e spazi outdoor è da tempo uno dei *leitmotiv* dei progetti di interior design di Minotti per disegnare veri living all'aperto progettati come un'estensione degli spazi interni. L'abolizione dei rigidi confini tra in e out invita a vivere pienamente i luoghi dell'abitare, grazie anche alla grande coerenza stilistica e progettuale degli elementi d'arredo. La loro modularità consente di realizzare progetti personalizzati, sia che si tratti di una terrazza affacciata sullo skyline metropolitano che di un giardino di dimensioni generose, di un patio affacciato sull'acqua o di una zona a bordo piscina dove sentirsi in armonia con la natura.

Questo concept è riaffermato dalla 2021 Outdoor Collection, coordinata dall'architetto Rodolfo Dordoni con Minotti Studio, con progetti firmati dal team di designer internazionali del brand, quali il duo italo-danese GamFratesi, lo studio giapponese Nendo e Dordoni stesso.

Per la prima volta Minotti, dopo aver a lungo esplorato l'utilizzo quasi esclusivo del legno - privilegiando essenze di iroko e teak - presenta un sistema di sedute con un match inaspettato di materiali diversi: alluminio, acciaio, legno, pietra Basaltina e corda. Esempio è l'articolata proposta di Patio, a firma dello studio GamFratesi, che consente di progettare lo spazio all'aperto a misura delle esigenze e della superficie a disposizione in un'infinita possibilità di soluzioni progettuali. I nuovi arredi esaltano con il loro spirito sofisticato gli spazi open-air con la stessa eleganza disinvolta che caratterizza gli ambienti interni. Divani, poltrone, chaise-longue, poltroncine e pouf, progettati nei materiali specifici per l'outdoor e valorizzati nei rivestimenti dall'esclusiva collezione tessile del brand, esprimono un concetto di condivisione e di convivialità anche nei *dehors* di strutture hospitality, marine e yacht. La collezione outdoor è arricchita da una gamma di tavolini d'appoggio e coffee table di forme scultoree che abbinano sapientemente materiali naturali, oltre a tappeti pensati per enfatizzare gli elementi d'arredo stessi. La versatilità della collezione permette di progettare inedite aree relax, zone dining e conversazione, in ambito residenziale e hospitality, disegnando ogni volta un landscape sorprendente e mai banale.

The concept of a fluid passage between indoor and outdoor environments has long been one of the leitmotifs of Minotti's interior design projects for creating true open-air living areas conceived as an extension of the indoor spaces. Abolishing the strict boundaries between indoor and outdoor is an invitation to experience the full potential of the home and its living spaces, thanks also to the outstanding coherence in terms of style and design of the furniture. The modularity of the various furnishings renders them the ideal components of customised solutions, such as a terrace with a view of the metropolitan skyline, a large garden, a patio overlooking the water or a poolside area in which to feel in harmony with nature.

This concept is reaffirmed by the 2021 Outdoor Collection, coordinated by architect Rodolfo Dordoni with Minotti Studio, and expressed in projects by the brand's team of international designers, such as Italian-Danish duo GamFratesi, Japanese studio Nendo and Dordoni himself.

Having almost exclusively explored the use of wood for a long period - favouring solid iroko and teak - now, for the very first time, Minotti is presenting a seating system with an unexpected combination of different materials: aluminium, steel, wood, Basaltina stone and cord. One notable example is the extensive Patio range, by the GamFratesi studio, offering an infinite variety of design solutions for customising outdoor spaces to suit the available surface area and any specific requirements.

With its sophisticated soul, the new furniture enhances open-air spaces with the same casual elegance that characterises the indoor ones.

Sofas, armchairs, chaise-longues, little armchairs and ottomans, designed in specific outdoor materials and enriched by coverings selected from the brand's exclusive textile collection, express a concept of sharing and conviviality, also in the outdoor areas of hospitality settings, marinas and yachts.

The outdoor collection is complemented by a range of occasional and coffee tables, in sculptural shapes and featuring perfect blends of natural materials, as well as rugs designed to highlight the furniture. The versatility of the collection makes it easy to use in relaxation, dining and conversation areas, in the residential and hospitality sectors, each time creating a surprising landscape that is never ordinary.

Das Konzept eines fließenden Übergangs zwischen Innen- und Außenräumen ist seit langem eines der Leitmotive der Inneneinrichtungsprojekte von Minotti. Ziel ist es, wahre Außenwohnräume zu erschaffen, die als Erweiterung der Innenräume verstanden werden. Die Aufhebung der starren Grenzen zwischen Innen und Außen ist eine Einladung, das Potential von Wohnbereichen voll auszuschöpfen, auch weil die Einrichtungs-elemente stilistisch und gestalterisch klar miteinander verknüpft sind. Ihre Modularität macht es möglich, maßgeschneiderte Projekte zu realisieren. Dies kann eine Terrasse mit Blick auf die Skyline der Metropole oder ein großzügiger Garten, eine Veranda mit Blick aufs Wasser oder ein Poolbereich sein, in dem man sich im Einklang mit der Natur fühlen kann.

Die vom Architekten Rodolfo Dordoni mit Minotti Studio koordinierte 2021 Outdoor Collection unterstreicht dieses Konzept einmal mehr. Ihre Projekte stammen vom internationalen Designer-Team der Marke, wie dem italienisch-dänischen Duo GamFratesi, dem japanischen Studio Nendo und Dordoni persönlich. Nachdem Minotti lange Zeit die fast ausschließliche Verwendung von Holz - vorzugsweise Iroko und Teak - erforscht hat, präsentiert das Label nun ein Sitzprogramm mit einer unerwarteten Kombination verschiedener Materialien: Aluminium, Stahl, Holz, Basaltina-Stein und Seil. Beispielhaft ist hier Patio, Kreationen mit viel Raffinement aus dem Studio GamFratesi. Mit Patio lässt sich der Außenraum je nach Bedürfnissen und verfügbarer Fläche mit unendlich vielen möglichen Designlösungen gestalten.

Mit ihrem mondänen Flair bereichern die neuen Möbel die Open-Air-Flächen mit der gleichen lässigen Eleganz, die auch die Innenräume charakterisiert. Sofas, Sessel, Chaiselongue, kleine Sessel und Poufs, hergestellt aus Materialien, die speziell für den Außenbereich geeignet sind, werden durch die exklusive Stoffkollektion der Marke zu echten Hinguckern. Sie stehen für ein geselliges Beisammensein und Miteinander auch in Outdoor-Bereichen im Objektbereich, von Marinas und auf Yachten.

Ergänzt wird die Outdoor-Kollektion durch eine Reihe von Beistelltischen und Couchtischen mit skulpturalen Formen, die durch gelungene Materialkombinationen bestechen. Außerdem gehören zur Kollektion Teppiche, die die Einrichtungs-elemente überzeugend zur Geltung bringen. Die Vielseitigkeit der Kollektion ermöglicht es, innovative Bereiche zur Entspannung, für gemeinsame Essen und gemütliche Gespräche sowohl im Objektbereich - als auch im privaten Bereich einzurichten. Dabei entsteht jedes Mal ein überraschendes und niemals banales Setting.

La fluidité entre les espaces intérieurs et extérieurs dans la perspective de donner naissance à des séjours en plein air, pensés comme de véritables prolongements entre le dedans et le dehors, a longtemps représenté l'un des leitmotifs des projets de design d'intérieur de Minotti. L'abolition des frontières rigides entre intérieur et extérieur incite à vivre pleinement les lieux de l'habitat grâce, notamment, à la grande cohérence stylistique et créative des éléments d'ameublement. Leur modularité permet en effet de réaliser des projets sur mesure, qu'il s'agisse de terrasses tournées vers la skyline de la ville, de grands jardins, de patios donnant sur l'eau ou d'espaces en bord de piscine où se sentir en harmonie avec la nature.

Ce concept est réaffirmé par la 2021 Outdoor Collection - coordonnée par l'architecte Rodolfo Dordoni en collaboration avec Minotti Studio - à travers des projets signés par l'équipe de designers internationaux de la marque et, notamment, par le duo italo-danois GamFratesi, par le cabinet japonais Nendo et par Dordoni en personne.

Après avoir longtemps exploré quasi exclusivement le bois et privilégié les essences de teck et d'iroko, Minotti présente pour la première fois un système de sièges mêlant les matières de manière inattendue : aluminium, acier, bois, pierre Basaltine et corde.

Très structurée, la gamme Patio conçue par le cabinet GamFratesi est exemplaire et permet de concevoir l'espace en plein air au gré des besoins et des surfaces disponibles en jouant sur l'infinité des solutions de conception possibles. Avec leur style sophistiqué, les nouveaux meubles subliment les espaces en plein air en leur conférant la même élégance décontractée qu'à l'intérieur. Les canapés, les fauteuils, les méridiennes, les petits fauteuils et les poufs conçus dans des matériaux spécialement pensés pour le plein air et valorisés par les revêtements de la collection textile haut de gamme de la marque expriment partout le partage et la convivialité, que ce soit dans les terrasses des hôtels et des restaurants, dans des marinas ou dans des yachts.

La collection plein air s'enrichit non seulement d'une gamme de tables d'appoint et de petites tables de formes sculpturales mêlant savamment les matériaux naturels mais aussi de tapis pensés pour sublimer les éléments d'ameublement. La polyvalence de la collection permet de concevoir des coins de détente ainsi que des espaces repas et de conversation originaux dans le domaine résidentiel ou dans l'hospitality, ceci en créant chaque fois un cadre surprenant et jamais banal.



**PATIO OPEN VIS-À-VIS SOFA SX CM 286X106 H87**  
 FABRIC: PONENTE 02 ARGENTO (ART LIFESCAPE 09)  
 FIBER: ECRU COLOUR  
 BASE: VARNISHED MATT ECRU COLOUR ALUMINIUM  
 FEET AND PLATES: VARNISHED POLISHED BRONZE COLOUR ALUMINIUM

**PATIO BENCH CM 90X90 H41**  
 FABRIC: MAESTRALE 08 CORTEN (ART LIFESCAPE 09)  
 BASE: VARNISHED MATT ECRU COLOUR ALUMINIUM  
 FEET: VARNISHED POLISHED BRONZE COLOUR ALUMINIUM





TORII NEST OUTDOOR ARMCHAIRS CM 71X76 H80  
 FABRIC: MAESTRALE 01 BIANCO (ART LIFESCAPE 09)  
 FIBER: ECRU COLOUR  
 FRAME: NATURAL TEAK  
 BASE: VARNISHED POLISHED BRONZE COLOUR ALUMINIUM



TORII NEST OUTDOOR ARMCHAIR CM 71X76 H80  
FABRIC: MAESTRALE 01 BIANCO (ART LIFESCAPE 09)  
FIBER: DARK BROWN COLOUR  
FRAME: DARK BROWN STAINED MAHOGANY  
BASE: VARNISHED POLISHED BRONZE COLOUR ALUMINIUM





**PATIO SMALL LOVESEAT SX** CM 98X83 H87  
**PATIO SMALL LOVESEAT DX WITH TOP** CM 127X83 H87  
 FABRIC: LEVANTE 08 AVIO (ART LIFESCAPE 09)  
 FIBER: ECRU COLOUR  
 TABLE-TOP: DARK BROWN STAINED MAHOGANY  
 BASE: VARNISHED MATT ECRU COLOUR ALUMINIUM  
 FEET AND PLATES: VARNISHED POLISHED BRONZE COLOUR ALUMINIUM

**PATIO SMALL SOFA** CM 166X83 H87  
 FABRIC: MAESTRALE 04 ARGENTO (ART LIFESCAPE 09)  
 FIBER: DARK BROWN COLOUR  
 BASE: VARNISHED MATT DARK BROWN COLOUR ALUMINIUM  
 FEET AND PLATES: VARNISHED POLISHED BRONZE COLOUR ALUMINIUM

**PATIO BENCH** CM 90X90 H41  
 FABRIC: LEVANTE 08 AVIO (ART LIFESCAPE 09)  
 BASE: VARNISHED MATT DARK BROWN COLOUR ALUMINIUM  
 FEET: VARNISHED POLISHED BRONZE COLOUR ALUMINIUM

**PATIO COFFEE TABLE** CM 90X90 H25  
 TOP: BASALTINA STONE  
 BASE: VARNISHED MATT ECRU COLOUR ALUMINIUM  
 FEET: VARNISHED POLISHED BRONZE COLOUR ALUMINIUM



LIDO OUTDOOR COFFEE TABLE CM 90X90 H22  
LIDO OUTDOOR COFFEE TABLE Ø CM 90 H35  
TOP: BASALTINA STONE  
BASE: VARNISHED POLISHED BRONZE COLOUR ALUMINIUM



PATIO DOUBLE DAYBED SX WITH TOP CM 217X188 H87  
 FABRIC: GRECALE 03 GHIACCIO (ART LIFESCAPE 09)  
 FIBER: ECRU COLOUR  
 TABLE-TOP: DARK BROWN STAINED MAHOGANY  
 BASE: VARNISHED MATT ECRU COLOUR ALUMINIUM  
 FEET AND PLATES: VARNISHED POLISHED BRONZE COLOUR ALUMINIUM

PATIO BENCH CM 90X90 H41  
 FABRIC: MAESTRALE 07 CEDRO (ART LIFESCAPE 09)  
 BASE: VARNISHED MATT DARK BROWN COLOUR ALUMINIUM  
 FEET: VARNISHED POLISHED BRONZE COLOUR ALUMINIUM





**PATIO** DOUBLE DAYBED SX WITH TOP CM 217X188 H87  
 FABRIC: GRECALE 03 GHIACCIO (ART LIFESCAPE 09)  
 FIBER: ECRU COLOUR  
 TABLE-TOP: DARK BROWN STAINED MAHOGANY  
 BASE: VARNISHED MATT ECRU COLOUR ALUMINIUM  
 FEET AND PLATES: VARNISHED POLISHED BRONZE COLOUR ALUMINIUM



**PATIO SMALL ARMCHAIRS** CM 79X83 H87  
 FABRIC: MAESTRALE 07 CEDRO (ART LIFESCAPE 09)  
 FIBER: DARK BROWN COLOUR  
 BASE: VARNISHED MATT DARK BROWN COLOUR ALUMINIUM  
 FEET AND PLATES: VARNISHED POLISHED BRONZE COLOUR ALUMINIUM

**PATIO BENCH** CM 90X90 H41  
 FABRIC: MAESTRALE 07 CEDRO (ART LIFESCAPE 09)  
 BASE: VARNISHED MATT DARK BROWN COLOUR ALUMINIUM  
 FEET: VARNISHED POLISHED BRONZE COLOUR ALUMINIUM

**PATIO COFFEE TABLE** CM 90X90 H25  
 TOP: BASALTINA STONE  
 FEET: VARNISHED POLISHED BRONZE COLOUR ALUMINIUM

**PATIO OPEN-END ELEMENT WITH 1 ARMREST SX** WITH TOP CM 278X119 H87  
**PATIO ELEMENT WITH 1 ARMREST DX** CM 188X98 H87  
**PATIO CENTRAL ELEMENT** CM 180X98 H87  
 FABRIC: LEVANTE 01 ECRU (ART LIFESCAPE 09)  
 FIBER: ECRU COLOUR  
 TABLE-TOP: DARK BROWN STAINED MAHOGANY  
 BASE: VARNISHED MATT ECRU COLOUR ALUMINIUM  
 FEET AND PLATES: VARNISHED POLISHED BRONZE COLOUR ALUMINIUM



PATIO SMALL ARMCHAIRS CM 79X83 H87  
 FABRIC: MAESTRALE 07 CEDRO (ART LIFESCAPE 09)  
 FIBER: DARK BROWN COLOUR  
 BASE: VARNISHED MATT DARK BROWN COLOUR ALUMINIUM  
 FEET AND PLATES: VARNISHED POLISHED BRONZE COLOUR ALUMINIUM

PATIO BENCH CM 90X90 H41  
 FABRIC: MAESTRALE 07 CEDRO (ART LIFESCAPE 09)  
 BASE: VARNISHED MATT DARK BROWN COLOUR ALUMINIUM  
 FEET: VARNISHED POLISHED BRONZE COLOUR ALUMINIUM



PATIO SMALL ARMCHAIRS CM 79X83 H87  
FABRIC: MAESTRALE 01 BIANCO (ART LIFESCAPE 09)  
FIBER: ECRU COLOUR  
BASE: VARNISHED MATT ECRU COLOUR ALUMINIUM  
FEET AND PLATES: VARNISHED POLISHED BRONZE COLOUR ALUMINIUM



STONY COFFEE TABLE CM 140X109 H28  
 STONY SIDE TABLE CM 67,5X60 H40  
 STRUCTURE: BASALTINA EFFECT STONE POWDER





LIDO CORD OUTDOOR ARMCHAIR CM 88X95 H82  
 FABRIC: MAESTRALE 07 CEDRO (ART LIFESCAPE 09)  
 FIBER: DARK BROWN COLOUR  
 LEGS: DARK BROWN STAINED MAHOGANY  
 DETAILS: VARNISHED POLISHED BRONZE COLOUR ALUMINIUM





**PATIO SMALL ARMCHAIR CM 79X83 H87**  
 FABRIC: PONENTE 02 ARGENTO (ART LIFESCAPE 09)  
 FIBER: DARK BROWN COLOUR  
 BASE: VARNISHED MATT DARK BROWN COLOUR ALUMINIUM  
 FEET AND PLATES: VARNISHED POLISHED BRONZE COLOUR ALUMINIUM

**PATIO BENCH WITH COFFEE TABLE CM 135X90 H41**  
 FABRIC: LEVANTE 01 ECRU (ART LIFESCAPE 09)  
 TOP: BASALTINA STONE  
 BASE: VARNISHED MATT DARK BROWN COLOUR ALUMINIUM  
 FEET: VARNISHED POLISHED BRONZE COLOUR ALUMINIUM

**PATIO DAYBED-SOFA DX WITH TOP CM 286X119 H87**  
**PATIO ELEMENT WITH 1 ARMREST SX WITH TOP CM 209X98 H87**  
 FABRIC: LEVANTE 01 ECRU (ART LIFESCAPE 09)  
 FIBER: ECRU COLOUR  
 TABLE-TOP: DARK BROWN STAINED MAHOGANY  
 BASE: VARNISHED MATT ECRU COLOUR ALUMINIUM  
 FEET AND PLATES: VARNISHED POLISHED BRONZE COLOUR ALUMINIUM

**PATIO COFFEE TABLE CM 90X90 H25**  
 TOP: BASALTINA STONE  
 BASE: VARNISHED MATT ECRU COLOUR ALUMINIUM  
 FEET: VARNISHED POLISHED BRONZE COLOUR ALUMINIUM







**LIDO CORD OUTDOOR SEMI-ROUND LOUNGE SOFA**  
 CM 224X135 H98  
 FABRIC: GRECALE 01 BIANCO (ART LIFESCAPE 09)  
 FIBER: SAND COLOUR  
 BASE: VARNISHED POLISHED BRONZE COLOUR ALUMINIUM

**LIDO CORD OUTDOOR ARMCHAIR** CM 88X95 H82  
 FABRIC: LEVANTE 04 TESTA DI MORO (ART LIFESCAPE 09)  
 FIBER: DARK BROWN COLOUR  
 LEGS: DARK BROWN STAINED MAHOGANY  
 DETAILS: VARNISHED POLISHED BRONZE COLOUR ALUMINIUM

**LIDO OUTDOOR COFFEE TABLE** Ø CM 90 H35  
 TOP: BASALTINA STONE  
 BASE: VARNISHED POLISHED BRONZE COLOUR ALUMINIUM





LIDO CORD OUTDOOR ARMCHAIR CM 88X95 H82  
LIDO CORD OUTDOOR FOOTSTOOL Ø CM 74 H42  
FABRIC: MAESTRALE 06 ACQUAMARINA (ART LIFESCAPE 09)  
FIBER: SAND COLOUR  
LEGS: DARK BROWN STAINED MAHOGANY  
DETAILS: VARNISHED POLISHED BRONZE COLOUR ALUMINIUM



**TERRACE TABLE CM 300X115 H74**  
 TOP: NATURAL TEAK  
 STRUCTURE AND LEGS: VARNISHED POLISHED WHITE COLOUR ALUMINIUM

**LIDO CORD OUTDOOR DINING LITTLE ARMCHAIR CM 65X67 H87**  
 FABRIC: GRECALE 01 BIANCO (ART LIFESCAPE 09)  
 FIBER: DARK BROWN COLOUR  
 LEGS: NATURAL TEAK  
 DETAILS: VARNISHED POLISHED BRONZE COLOUR ALUMINIUM

LIDO CORD OUTDOOR DINING LITTLE ARMCHAIR CM 65X67 H87  
FABRIC: GRECALE 01 BIANCO (ART LIFESCAPE 09)  
FIBER: DARK BROWN COLOUR  
LEGS: NATURAL TEAK  
DETAILS: VARNISHED POLISHED BRONZE COLOUR ALUMINIUM



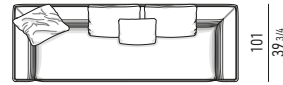
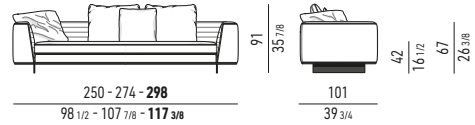
## TECHNICAL DATA / INDOOR

**ROGER** RODOLFO DORDONI DESIGN

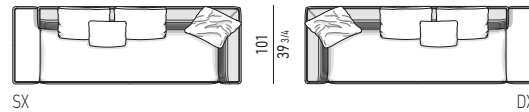
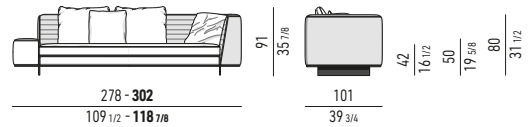
**ROGER SUITE**

**DIVANI | SOFAS**

**SUITE DIVANO LOW CM 250 - 274 - 298**  
**SUITE SOFA LOW CM 250 - 274 - 298**

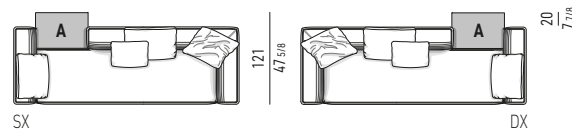
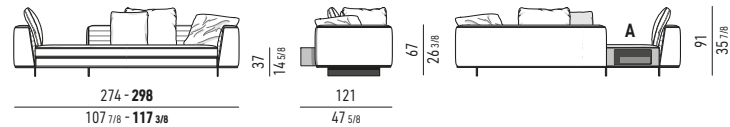


**SUITE DIVANO HIGH SQUARE MIX CM 278 - 302**  
**SUITE SOFA HIGH SQUARE MIX CM 278 - 302**



**DIVANI-DAYBED | DAYBED-SOFAS**

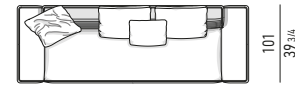
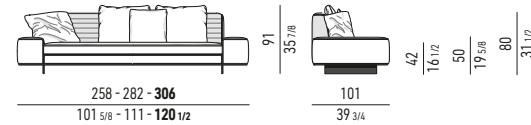
**SUITE DIVANO-DAYBED LOW CON CASE CM 274 - 298**  
**SUITE DAYBED-SOFA LOW WITH CASE CM 274 - 298**



**ELEMENTI "CASE" | "CASE" ELEMENTS**

|  |   |  |
|--|---|--|
| <p><b>CASE MOD. A</b></p> <p>Dimensioni   dimensions: CM 70X48 H24<br/>                 Spazio utile   storage space: CM 47X32 H18</p> | <p><b>CASE MOD. B</b></p> <p>Dimensioni   dimensions: CM 48X98 H24<br/>                 Spazio utile   storage space: CM 33,5X48 H18 (x2)</p> | <p><b>CASE MOD. C</b></p> <p>Dimensioni   dimensions: CM 48X98 H24<br/>                 Spazio utile   storage space: CM 75X32 H18</p> |
|--|---|--|

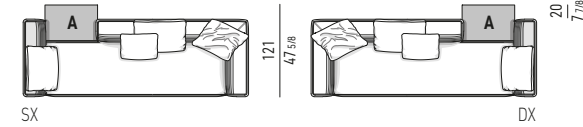
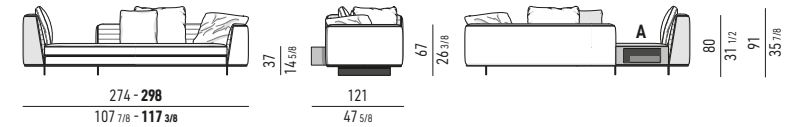
**SUITE DIVANO HIGH SQUARE CM 258 - 282 - 306**  
**SUITE SOFA HIGH SQUARE CM 258 - 282 - 306**



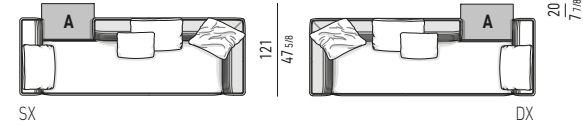
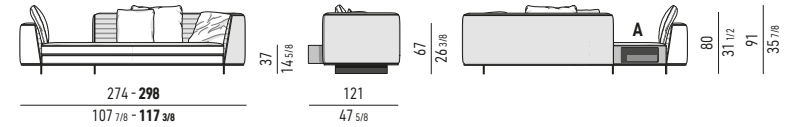
**192-216-240**  
 75 5/8-85-94 1/2

**N.B.:** il disegno si riferisce alla misura evidenziata in grassetto. Per i disegni di ogni singolo elemento, vi invitiamo a consultare il sito minotti.com.  
**N.B.:** the illustration shows the size indicated in bold type. Please see the minotti.com website for drawings of each individual piece.

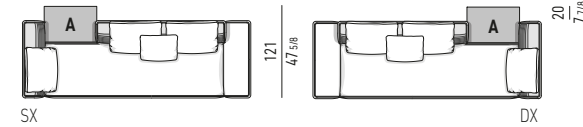
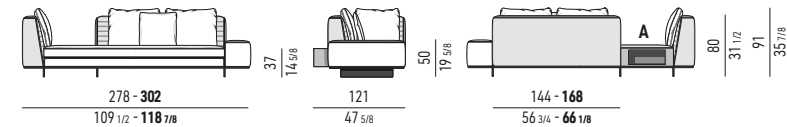
**SUITE DIVANO-DAYBED LOW MIX CON CASE CM 274 - 298**  
**SUITE DAYBED-SOFA LOW MIX WITH CASE CM 274 - 298**



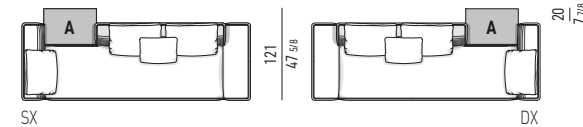
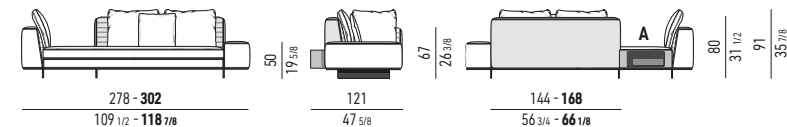
**SUITE DIVANO-DAYBED HIGH MIX CON CASE CM 274 - 298**  
**SUITE DAYBED-SOFA HIGH MIX WITH CASE CM 274 - 298**



**SUITE DIVANO-DAYBED HIGH SQUARE CON CASE CM 278 - 302**  
**SUITE DAYBED-SOFA HIGH SQUARE WITH CASE CM 278 - 302**

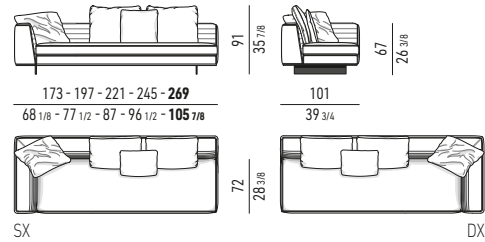


**SUITE DIVANO-DAYBED HIGH SQUARE MIX CON CASE CM 278 - 302**  
**SUITE DAYBED-SOFA HIGH SQUARE MIX WITH CASE CM 278 - 302**

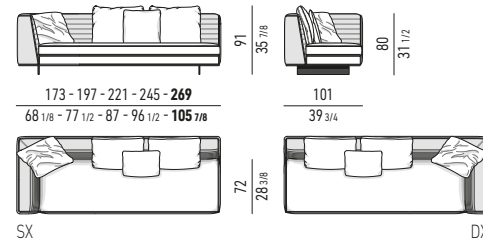


**ELEMENTI TERMINALI | ELEMENTS WITH 1 ARMREST**

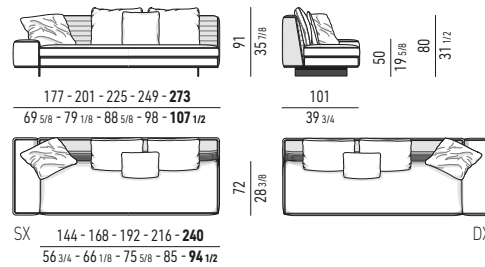
**SUITE ELEMENTO TERMINALE LOW CM 173 - 197 - 221 - 245 - 269**  
**SUITE ELEMENT WITH 1 ARMREST LOW CM 173 - 197 - 221 - 245 - 269**



**SUITE ELEMENTO TERMINALE HIGH CM 173 - 197 - 221 - 245 - 269**  
**SUITE ELEMENT WITH 1 ARMREST HIGH CM 173 - 197 - 221 - 245 - 269**

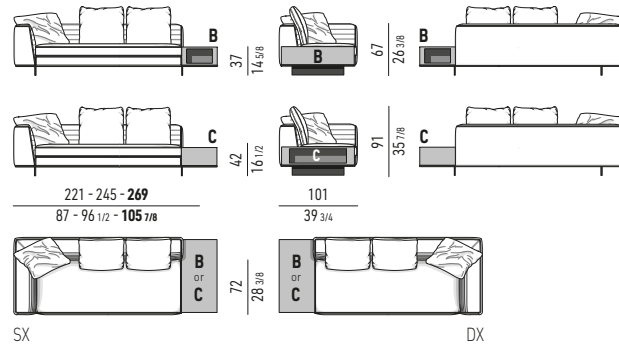


**SUITE ELEMENTO TERMINALE HIGH SQUARE CM 177 - 201 - 225 - 249 - 273**  
**SUITE ELEMENT WITH 1 ARMREST HIGH SQUARE CM 177 - 201 - 225 - 249 - 273**

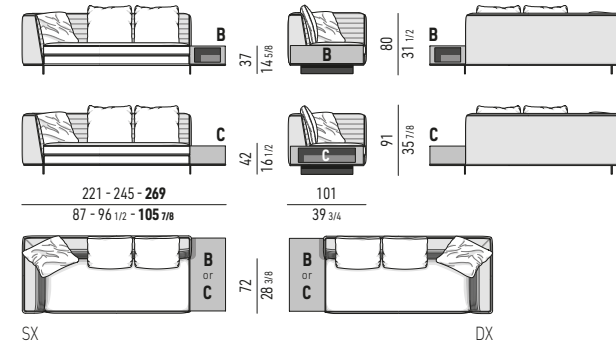


**ELEMENTI TERMINALI CON "CASE" | ELEMENTS WITH 1 ARMREST WITH "CASE"**

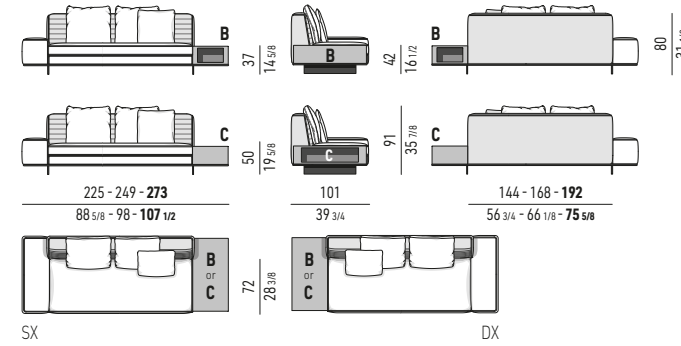
**SUITE ELEMENTO TERMINALE LOW CON CASE CM 221 - 245 - 269**  
**SUITE ELEMENT WITH 1 ARMREST LOW WITH CASE CM 221 - 245 - 269**



**SUITE ELEMENTO TERMINALE HIGH CON CASE CM 221 - 245 - 269**  
**SUITE ELEMENT WITH 1 ARMREST HIGH WITH CASE CM 221 - 245 - 269**

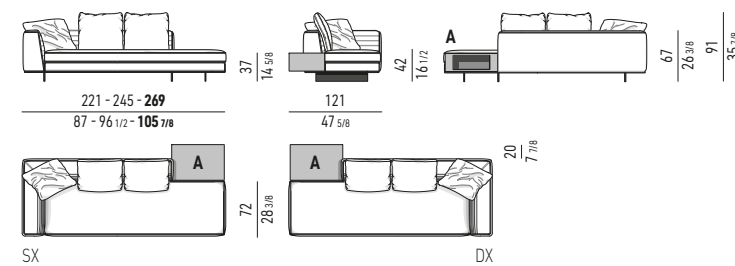


**SUITE ELEMENTO TERMINALE HIGH SQUARE CON CASE CM 225 - 249 - 273**  
**SUITE ELEMENT WITH 1 ARMREST HIGH SQUARE WITH CASE CM 225 - 249 - 273**



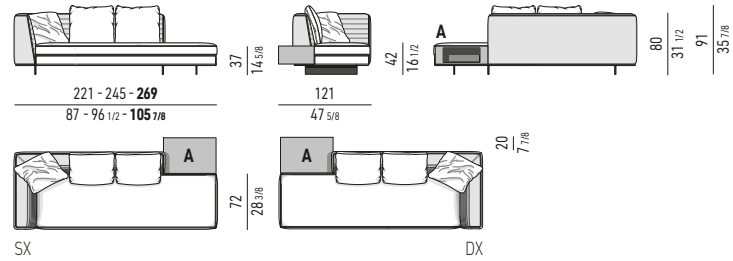
**ELEMENTI TERMINALI PENISOLA | OPEN-END ELEMENTS WITH 1 ARMREST**

**SUITE ELEMENTO TERMINALE PENISOLA LOW CON CASE CM 221 - 245 - 269**  
**SUITE OPEN-END ELEMENT WITH 1 ARMREST LOW WITH CASE CM 221 - 245 - 269**

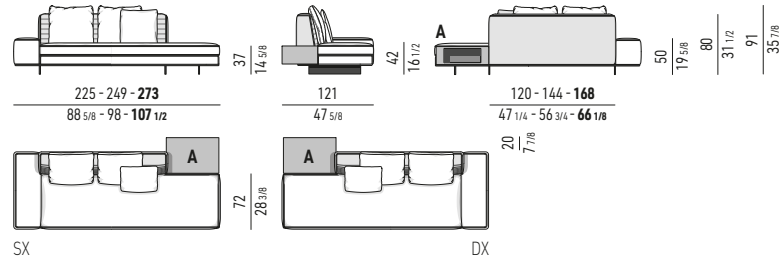




**SUITE ELEMENTO TERMINALE PENISOLA HIGH CON CASE CM 221 - 245 - 269**  
**SUITE OPEN-END ELEMENT WITH 1 ARMREST HIGH WITH CASE CM 221 - 245 - 269**

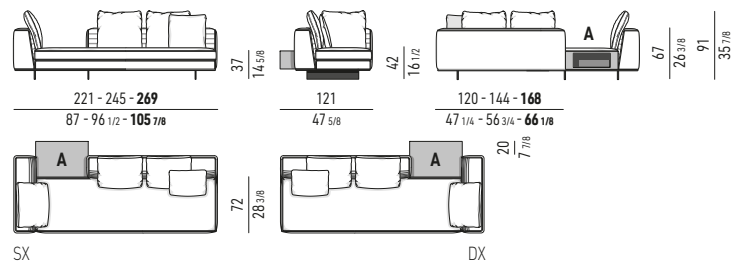


**SUITE ELEMENTO TERMINALE PENISOLA HIGH SQUARE CON CASE CM 225 - 249 - 273**  
**SUITE OPEN-END ELEMENT WITH 1 ARMREST HIGH SQUARE WITH CASE CM 225 - 249 - 273**

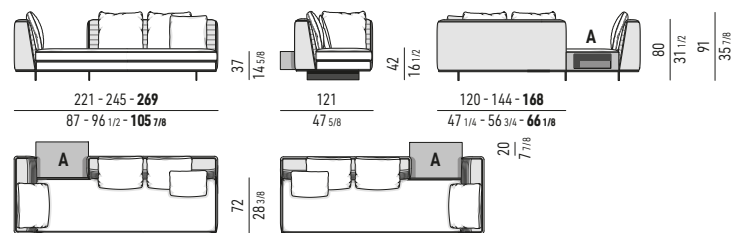


**ELEMENTI DAYBED | DAYBED ELEMENTS**

**SUITE ELEMENTO DAYBED LOW CON CASE CM 221 - 245 - 269**  
**SUITE DAYBED ELEMENT LOW WITH CASE CM 221 - 245 - 269**

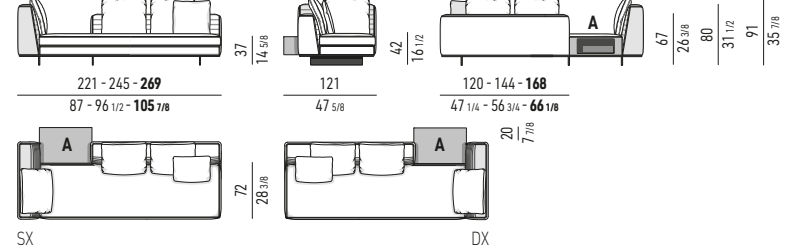


**SUITE ELEMENTO DAYBED HIGH CON CASE CM 221 - 245 - 269**  
**SUITE DAYBED ELEMENT HIGH WITH CASE CM 221 - 245 - 269**

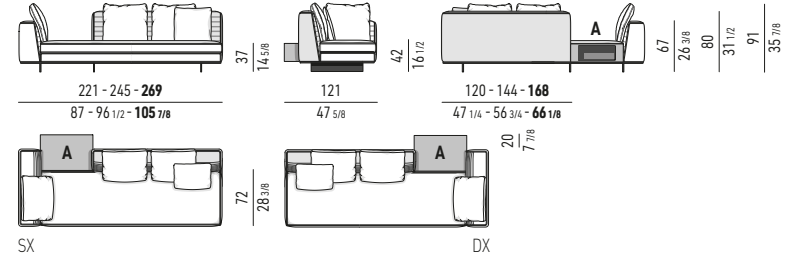


**N.B.:** il disegno si riferisce alla misura evidenziata in grassetto. Per i disegni di ogni singolo elemento, vi invitiamo a consultare il sito minotti.com.  
**N.B.:** the illustration shows the size indicated in bold type. Please see the minotti.com website for drawings of each individual piece.

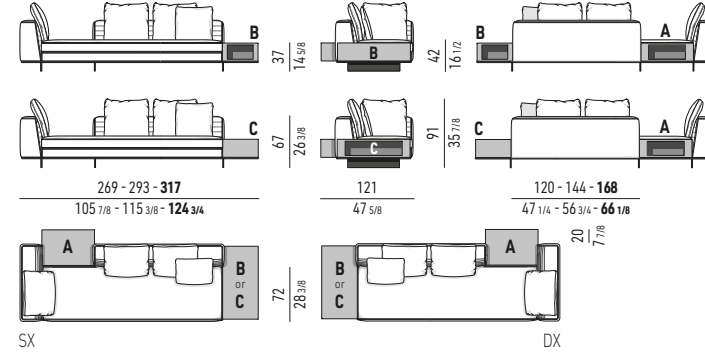
**SUITE ELEMENTO DAYBED LOW MIX CON CASE CM 221 - 245 - 269**  
**SUITE DAYBED ELEMENT LOW MIX WITH CASE CM 221 - 245 - 269**



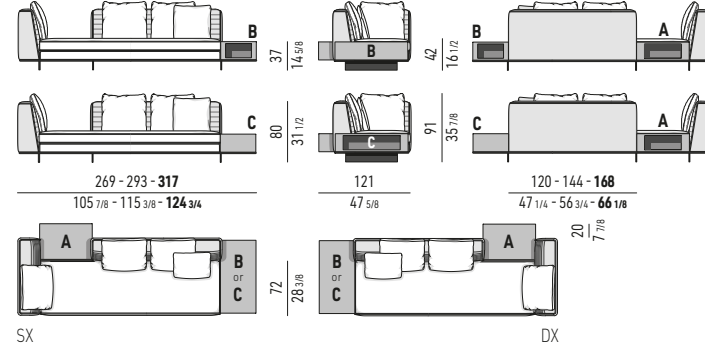
**SUITE ELEMENTO DAYBED HIGH MIX CON CASE CM 221 - 245 - 269**  
**SUITE DAYBED ELEMENT HIGH MIX WITH CASE CM 221 - 245 - 269**



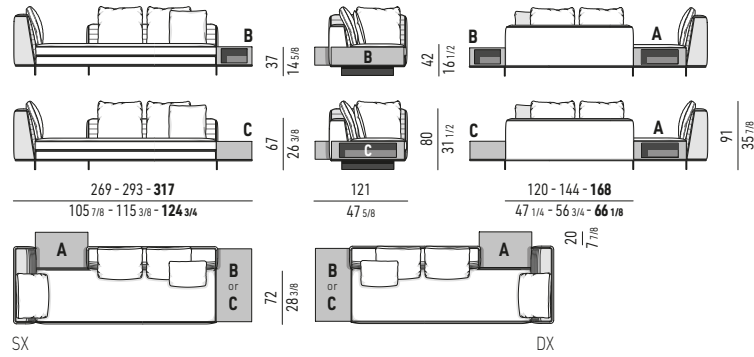
**SUITE ELEMENTO DAYBED LOW CON 2 CASE CM 269 - 293 - 317**  
**SUITE DAYBED ELEMENT LOW WITH 2 CASE CM 269 - 293 - 317**



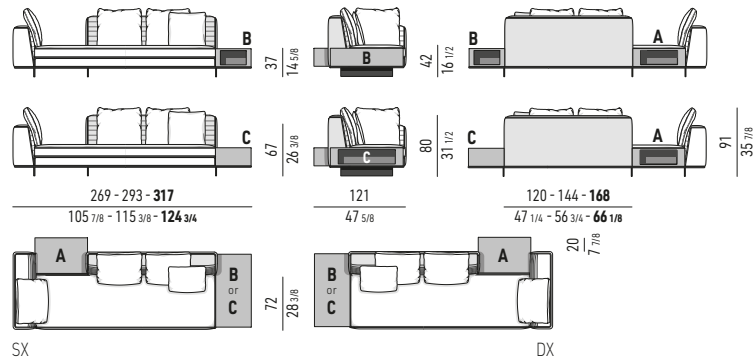
**SUITE ELEMENTO DAYBED HIGH CON 2 CASE CM 269 - 293 - 317**  
**SUITE DAYBED ELEMENT HIGH WITH 2 CASE CM 269 - 293 - 317**



**SUITE ELEMENTO DAYBED LOW MIX CON 2 CASE CM 269 - 293 - 317**  
**SUITE DAYBED ELEMENT LOW MIX WITH 2 CASE CM 269 - 293 - 317**

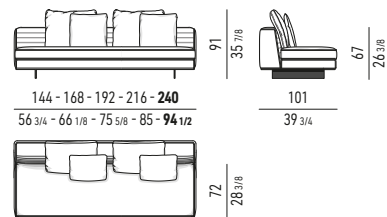


**SUITE ELEMENTO DAYBED HIGH MIX CON 2 CASE CM 269 - 293 - 317**  
**SUITE DAYBED ELEMENT HIGH MIX WITH 2 CASE CM 269 - 293 - 317**

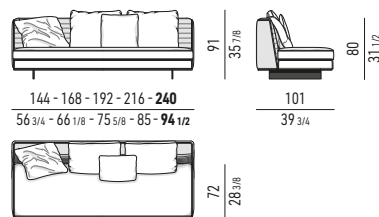


**ELEMENTI CENTRALI | CENTRAL ELEMENTS**

**SUITE ELEMENTO CENTRALE LOW CM 144 - 168 - 192 - 216 - 240**  
**SUITE CENTRAL ELEMENT LOW CM 144 - 168 - 192 - 216 - 240**



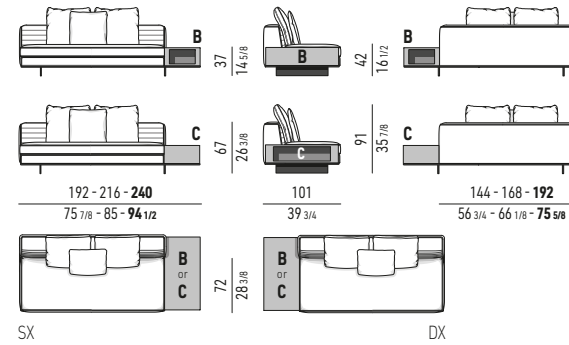
**SUITE ELEMENTO CENTRALE HIGH CM 144 - 168 - 192 - 216 - 240**  
**SUITE CENTRAL ELEMENT HIGH CM 144 - 168 - 192 - 216 - 240**



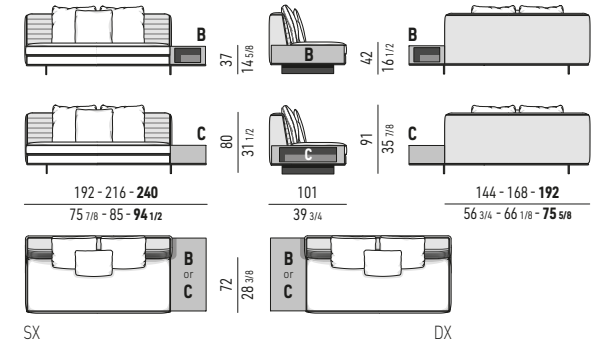
**N.B.:** il disegno si riferisce alla misura evidenziata in grassetto. Per i disegni di ogni singolo elemento, vi invitiamo a consultare il sito minotti.com.  
**N.B.:** the illustration shows the size indicated in bold type. Please see the minotti.com website for drawings of each individual piece.

**ELEMENTI CENTRALI CON "CASE" | CENTRAL ELEMENTS WITH "CASE"**

**SUITE ELEMENTO CENTRALE LOW CON CASE CM 192 - 216 - 240**  
**SUITE CENTRAL ELEMENT LOW WITH CASE CM 192 - 216 - 240**

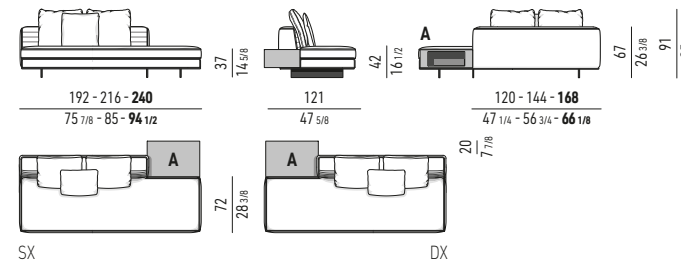


**SUITE ELEMENTO CENTRALE HIGH CON CASE CM 192 - 216 - 240**  
**SUITE CENTRAL ELEMENT HIGH WITH CASE CM 192 - 216 - 240**



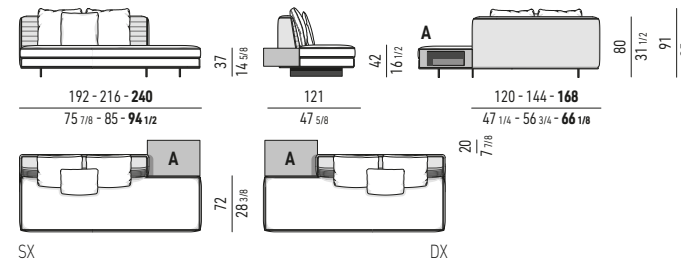
**ELEMENTI PENISOLA CON "CASE" | OPEN-END ELEMENTS WITH "CASE"**

**SUITE ELEMENTO PENISOLA LOW CON CASE CM 192 - 216 - 240**  
**SUITE OPEN-END ELEMENT LOW WITH CASE CM 192 - 216 - 240**

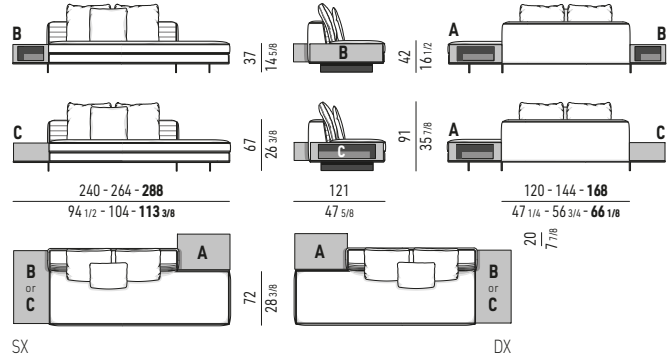


**SUITE ELEMENTO PENISOLA HIGH CON CASE CM 192 - 216 - 240**  
**SUITE OPEN-END ELEMENT HIGH WITH CASE CM 192 - 216 - 240**

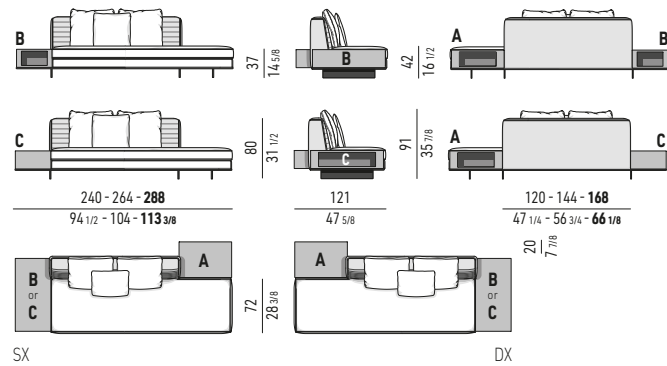
**CASE MOD. A**



**SUITE ELEMENTO PENISOLA LOW CON 2 CASE CM 240 - 264 - 288**  
**SUITE OPEN-END ELEMENT LOW WITH 2 CASE CM 240 - 264 - 288**

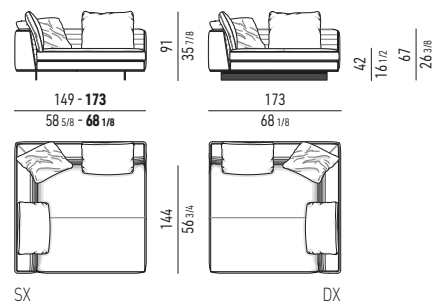


**SUITE ELEMENTO PENISOLA HIGH CON 2 CASE CM 240 - 264 - 288**  
**SUITE OPEN-END ELEMENT HIGH WITH 2 CASE CM 240 - 264 - 288**

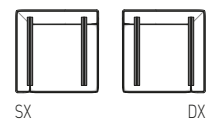


**CHAISE-LONGUES**

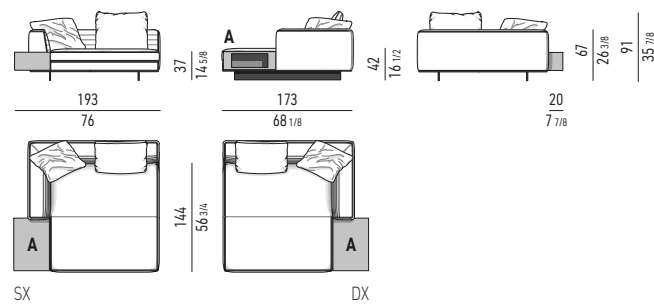
**SUITE CHAISE-LONGUE LOW CM 149X173 - 173X173**  
**SUITE CHAISE-LONGUE LOW CM 149X173 - 173X173**



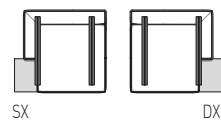
**POSIZIONE BASI / BASES POSITION**



**SUITE CHAISE-LONGUE LOW CON CASE CM 193X173**  
**SUITE CHAISE-LONGUE LOW WITH CASE CM 193X173**

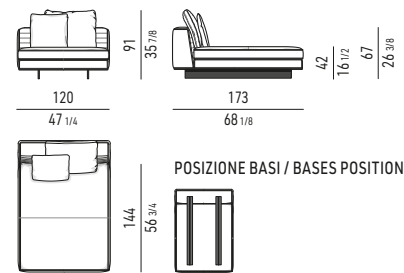


**POSIZIONE BASI / BASES POSITION**



**COUCH**

**SUITE COUCH LOW CM 120X173**  
**SUITE COUCH LOW CM 120X173**

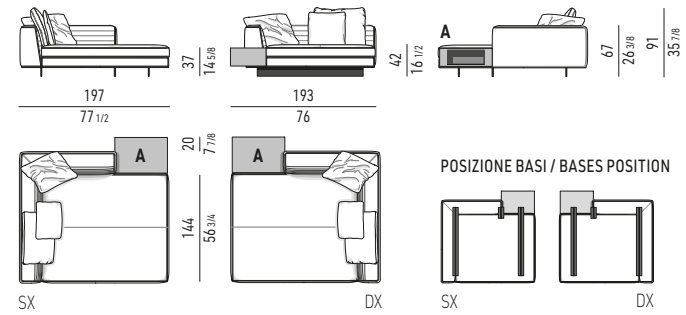


**POSIZIONE BASI / BASES POSITION**

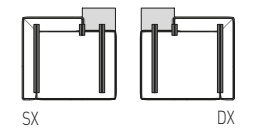


**N.B.:** il disegno si riferisce alla misura evidenziata in grassetto. Per i disegni di ogni singolo elemento, vi invitiamo a consultare il sito minotti.com.  
**N.B.:** the illustration shows the size indicated in bold type. Please see the minotti.com website for drawings of each individual piece.

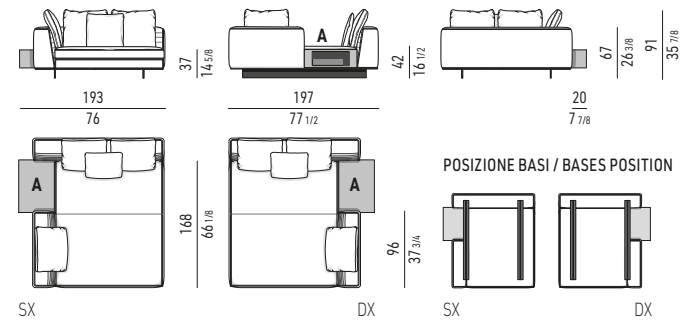
**SUITE CHAISE-LONGUE LOW CON CASE CM 197X193**  
**SUITE CHAISE-LONGUE LOW WITH CASE CM 197X193**



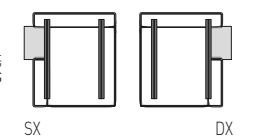
**POSIZIONE BASI / BASES POSITION**



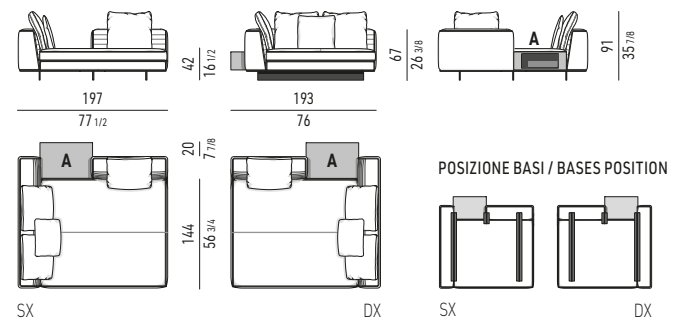
**SUITE CHAISE-LONGUE OPEN LOW CON CASE CM 193X197**  
**SUITE OPEN CHAISE-LONGUE LOW WITH CASE CM 193X197**



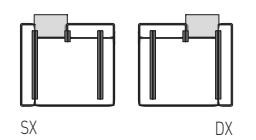
**POSIZIONE BASI / BASES POSITION**



**SUITE CHAISE-LONGUE OPEN LOW CON CASE CM 197X193**  
**SUITE CHAISE-LONGUE OPEN LOW WITH CASE CM 197X193**

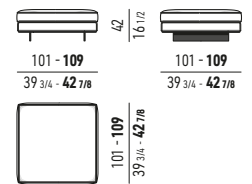


**POSIZIONE BASI / BASES POSITION**



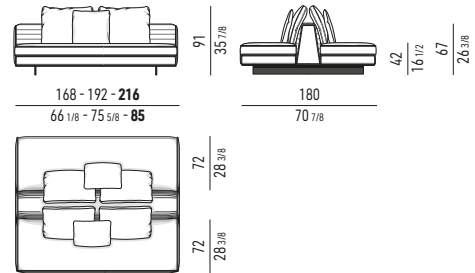
**POUF | OTTOMANS**

**SUITE POUF CM 101X101 - 109X109**  
**SUITE OTTOMAN CM 101X101 - 109X109**

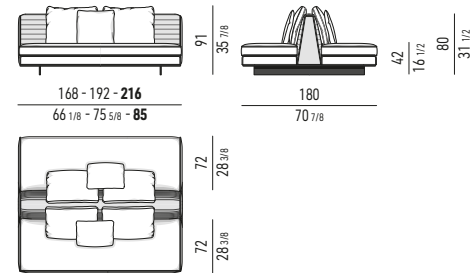


**ROGER SUITE BACK TO BACK 72 - PROFONDITÀ DI SEDUTA CM 72 | SEAT DEPTH CM 72**

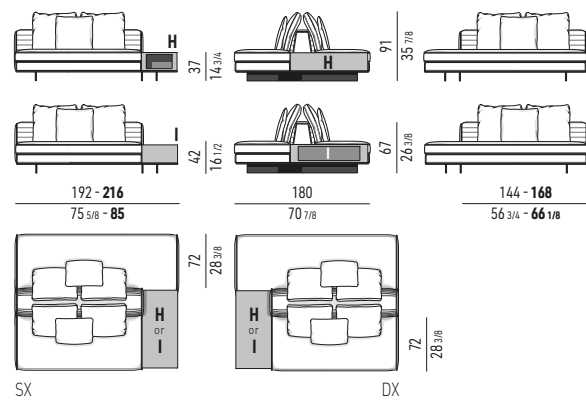
**SUITE BACK TO BACK ELEMENTO LOW CM 168X180 - 192X180 - 216X180**  
**SUITE BACK TO BACK ELEMENT LOW CM 168X180 - 192X180 - 216X180**



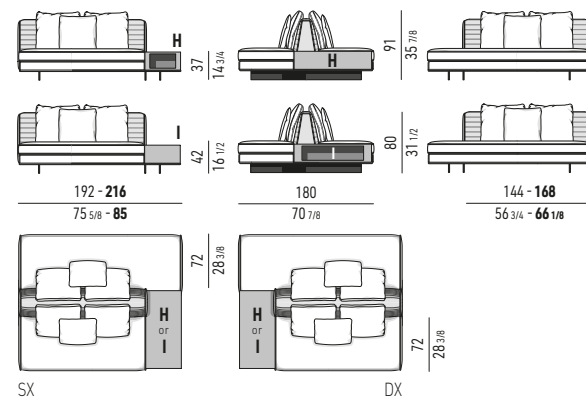
**SUITE BACK TO BACK ELEMENTO HIGH CM 168X180 - 192X180 - 216X180**  
**SUITE BACK TO BACK ELEMENT HIGH CM 168X180 - 192X180 - 216X180**



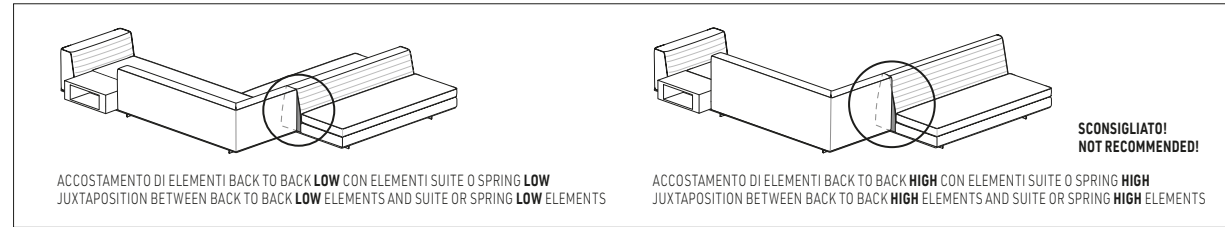
**SUITE BACK TO BACK ELEMENTO LOW CON CASE CM 192X180 - 216X180**  
**SUITE BACK TO BACK ELEMENT LOW WITH CASE CM 192X180 - 216X180**



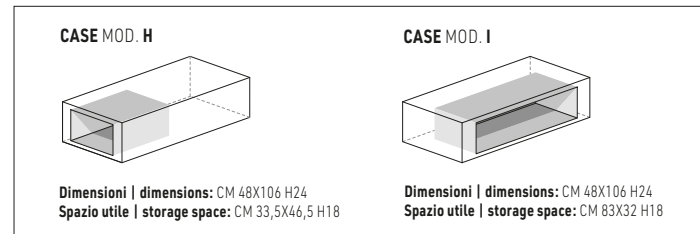
**SUITE BACK TO BACK ELEMENTO HIGH CON CASE CM 192X180 - 216X180**  
**SUITE BACK TO BACK ELEMENT HIGH WITH CASE CM 192X180 - 216X180**



**AVVERTENZA | WARNING**



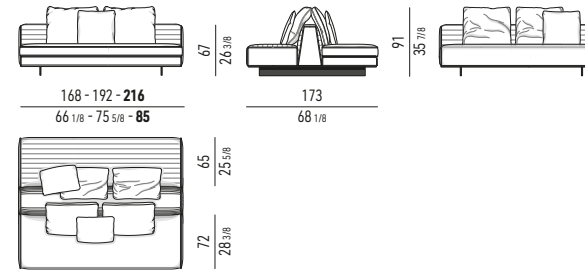
**ELEMENTI "CASE" | "CASE" ELEMENTS**



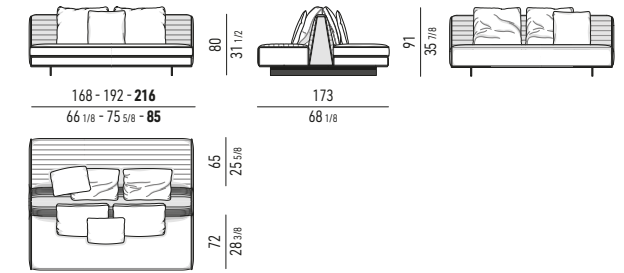
**N.B.:** il disegno si riferisce alla misura evidenziata in grassetto. Per i disegni di ogni singolo elemento, vi invitiamo a consultare il sito minotti.com.  
**N.B.:** the illustration shows the size indicated in bold type. Please see the minotti.com website for drawings of each individual piece.

**ROGER BACK TO BACK MIX - PROFONDITÀ DI SEDUTA CM 72-65 | SEAT DEPTH CM 72-65**

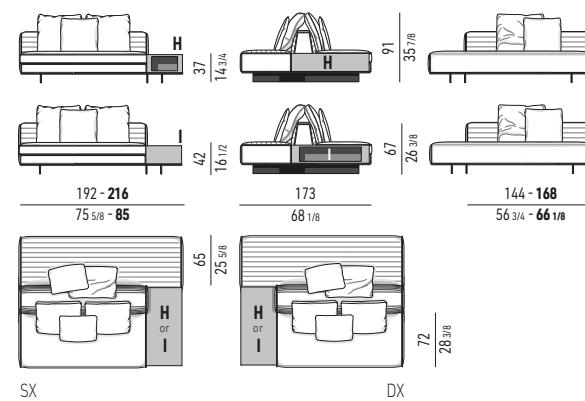
**BACK TO BACK MIX ELEMENTO LOW CM 168X173 - 192X173 - 216X173**  
**BACK TO BACK MIX ELEMENT LOW CM 168X173 - 192X173 - 216X173**



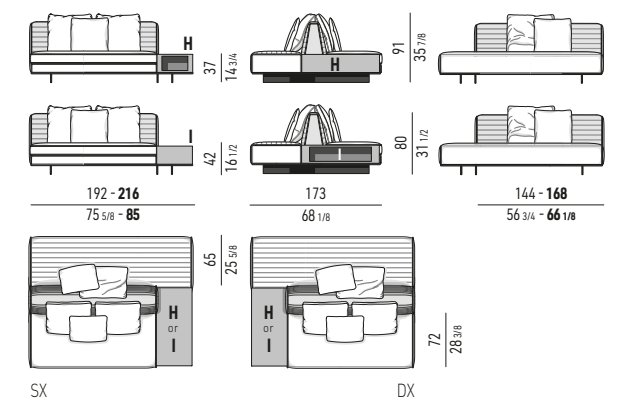
**BACK TO BACK MIX ELEMENTO HIGH CM 168X173 - 192X173 - 216X173**  
**BACK TO BACK MIX ELEMENT HIGH CM 168X173 - 192X173 - 216X173**



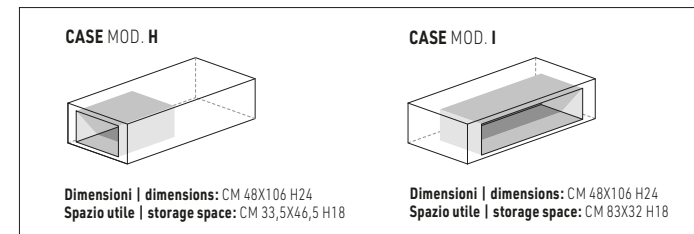
**BACK TO BACK MIX ELEMENTO LOW CON CASE SUITE CM 192X173 - 216X173**  
**BACK TO BACK MIX ELEMENT LOW WITH CASE SUITE CM 192X173 - 216X173**



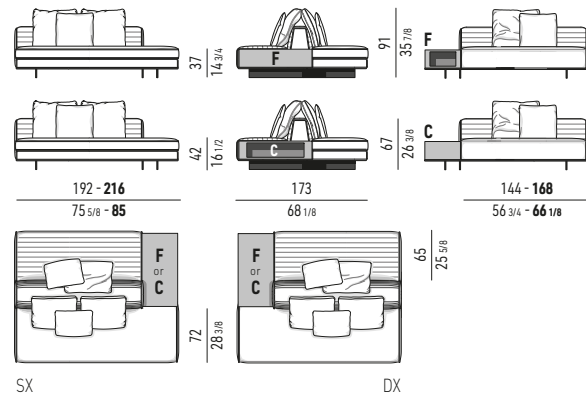
**BACK TO BACK MIX ELEMENTO HIGH CON CASE SUITE CM 192X173 - 216X173**  
**BACK TO BACK MIX ELEMENT HIGH WITH CASE SUITE CM 192X173 - 216X173**



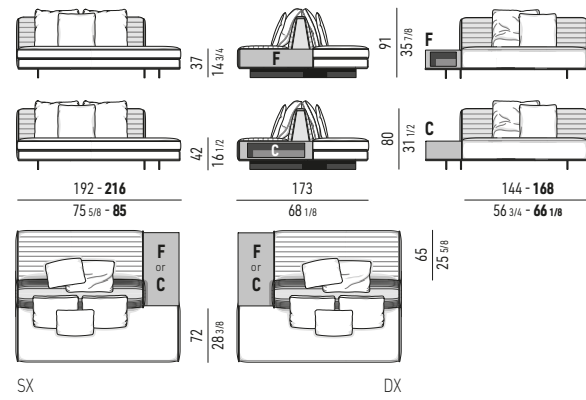
**ELEMENTI "CASE" | "CASE" ELEMENTS**



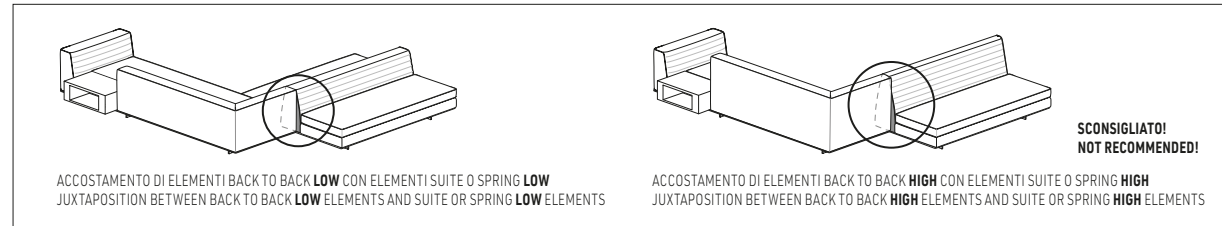
**BACK TO BACK MIX ELEMENTO LOW CON CASE SPRING CM 192X173 - 216X173**  
**BACK TO BACK MIX ELEMENT LOW WITH CASE SPRING CM 192X173 - 216X173**



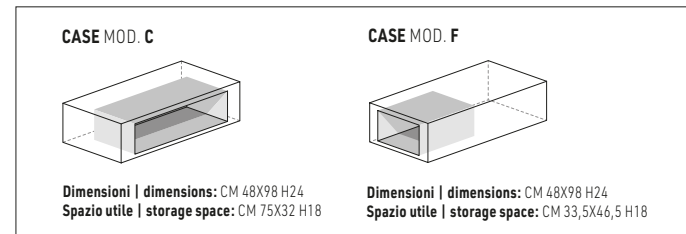
**BACK TO BACK MIX ELEMENTO HIGH CON CASE SPRING CM 192X173 - 216X173**  
**BACK TO BACK MIX ELEMENT HIGH WITH CASE SPRING CM 192X173 - 216X173**



**AVVERTENZA | WARNING**



**ELEMENTI "CASE" | "CASE" ELEMENTS**

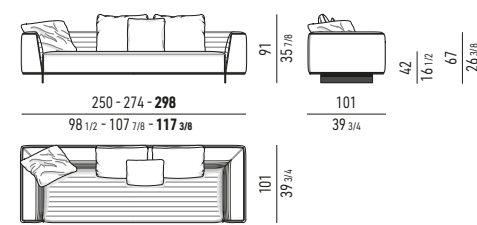


**N.B.:** il disegno si riferisce alla misura evidenziata in grassetto. Per i disegni di ogni singolo elemento, vi invitiamo a consultare il sito minotti.com.  
**N.B.:** the illustration shows the size indicated in bold type. Please see the minotti.com website for drawings of each individual piece.

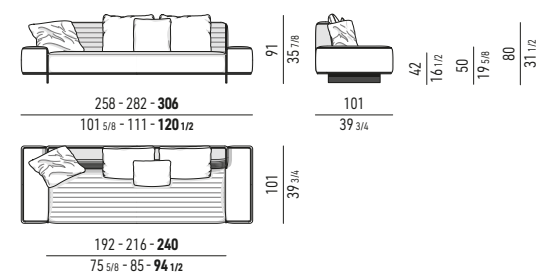
**ROGER SPRING**

**DIVANI | SOFAS**

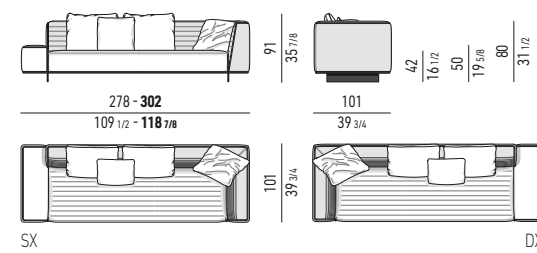
**SPRING DIVANO LOW CM 250 - 274 - 298**  
**SPRING SOFA LOW CM 250 - 274 - 298**



**SPRING DIVANO HIGH SQUARE CM 258 - 282 - 306**  
**SPRING SOFA HIGH SQUARE CM 258 - 282 - 306**

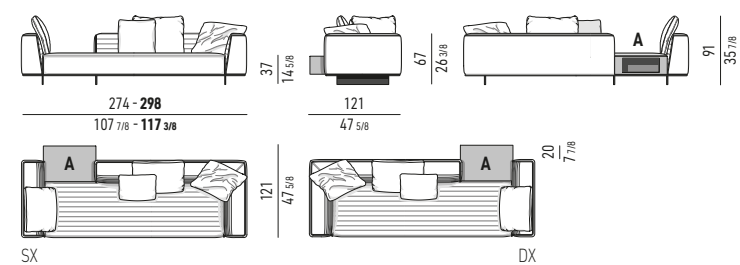


**SPRING DIVANO HIGH SQUARE MIX CM 278 - 302**  
**SPRING SOFA HIGH SQUARE MIX CM 278 - 302**

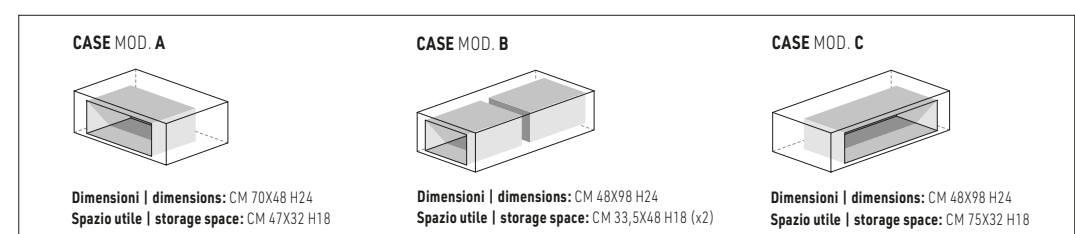


**DIVANI-DAYBED | DAYBED-SOFAS**

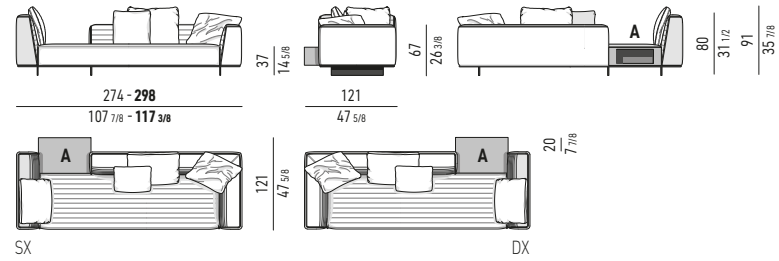
**SPRING DIVANO-DAYBED LOW CON CASE CM 274 - 298**  
**SPRING DAYBED-SOFA LOW WITH CASE CM 274 - 298**



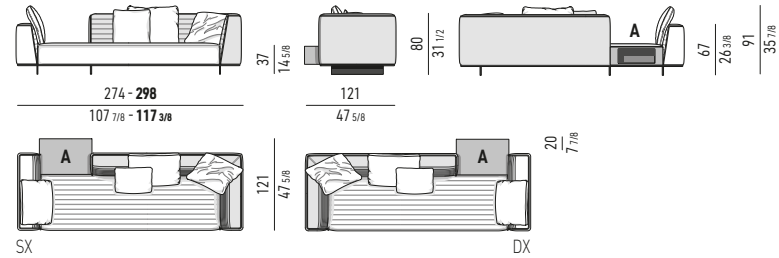
**ELEMENTI "CASE" | "CASE" ELEMENTS**



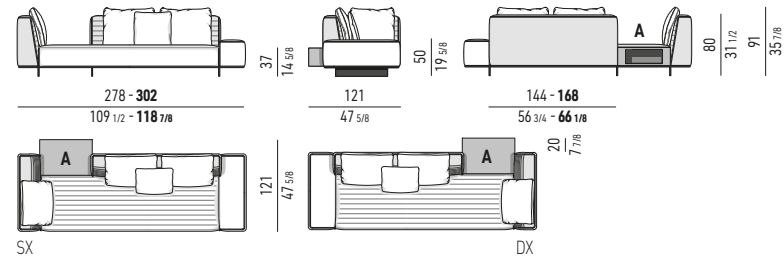
**SPRING DIVANO-DAYBED LOW MIX CON CASE CM 274 - 298**  
**SPRING DAYBED-SOFA LOW MIX WITH CASE CM 274 - 298**



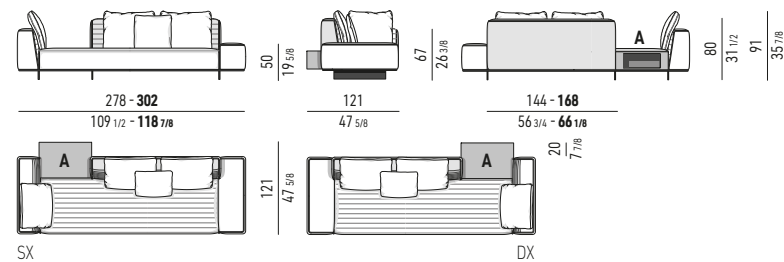
**SPRING DIVANO-DAYBED HIGH MIX CON CASE CM 274 - 298**  
**SPRING DAYBED-SOFA HIGH MIX WITH CASE CM 274 - 298**



**SPRING DIVANO-DAYBED HIGH SQUARE CON CASE CM 278 - 302**  
**SPRING DAYBED-SOFA HIGH SQUARE WITH CASE CM 278 - 302**



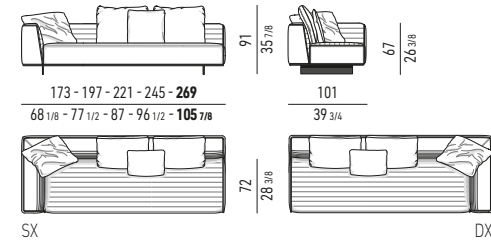
**SPRING DIVANO-DAYBED HIGH SQUARE MIX CON CASE CM 278 - 302**  
**SPRING DAYBED-SOFA HIGH SQUARE MIX WITH CASE CM 278 - 302**



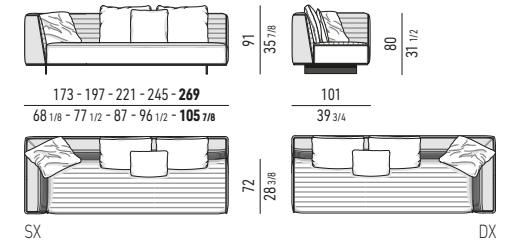
**N.B.:** il disegno si riferisce alla misura evidenziata in grassetto. Per i disegni di ogni singolo elemento, vi invitiamo a consultare il sito minotti.com.  
**N.B.:** the illustration shows the size indicated in bold type. Please see the minotti.com website for drawings of each individual piece.

**ELEMENTI TERMINALI | ELEMENTS WITH 1 ARMREST**

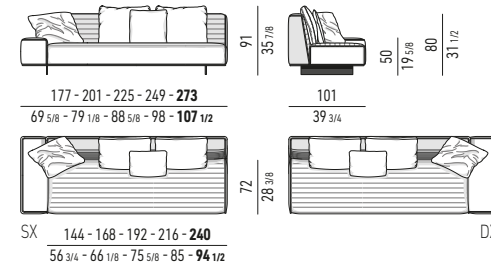
**SPRING ELEMENTO TERMINALE LOW CM 173 - 197 - 221 - 245 - 269**  
**SPRING ELEMENT WITH 1 ARMREST LOW CM 173 - 197 - 221 - 245 - 269**



**SPRING ELEMENTO TERMINALE HIGH CM 173 - 197 - 221 - 245 - 269**  
**SPRING ELEMENT WITH 1 ARMREST HIGH CM 173 - 197 - 221 - 245 - 269**

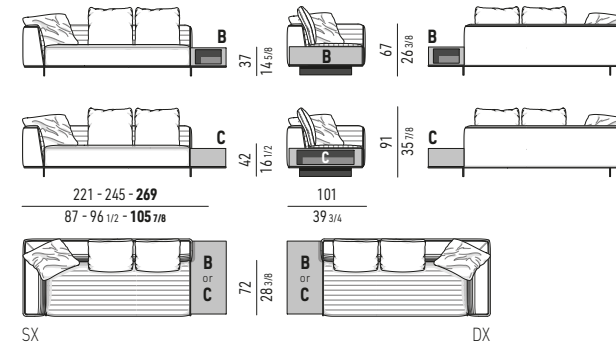


**SPRING ELEMENTO TERMINALE HIGH SQUARE CM 177 - 201 - 225 - 249 - 273**  
**SPRING ELEMENT WITH 1 ARMREST HIGH SQUARE CM 177 - 201 - 225 - 249 - 273**

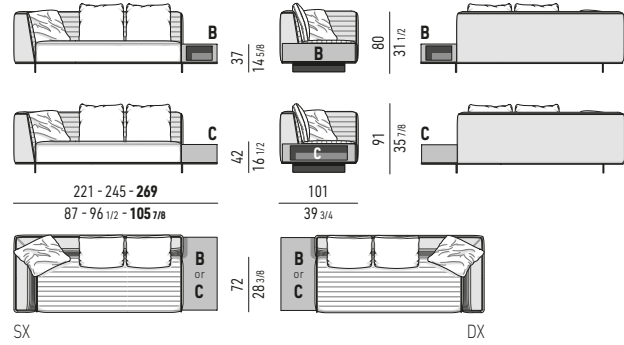


**ELEMENTI TERMINALI CON "CASE" | ELEMENTS WITH 1 ARMREST WITH "CASE"**

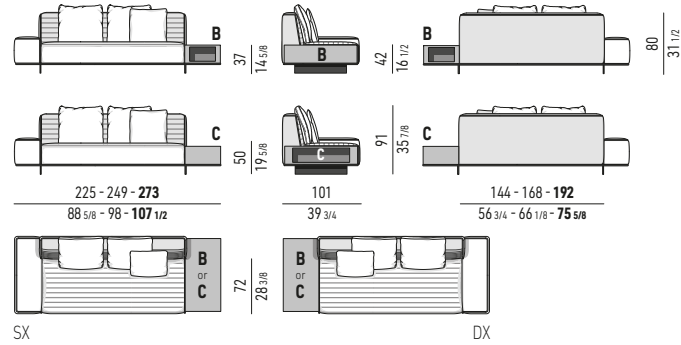
**SPRING ELEMENTO TERMINALE LOW CON CASE CM 221 - 245 - 269**  
**SPRING ELEMENT WITH 1 ARMREST LOW WITH CASE CM 221 - 245 - 269**



**SPRING ELEMENTO TERMINALE HIGH CON CASE CM 221 - 245 - 269**  
**SPRING ELEMENT WITH 1 ARMREST HIGH WITH CASE CM 221 - 245 - 269**

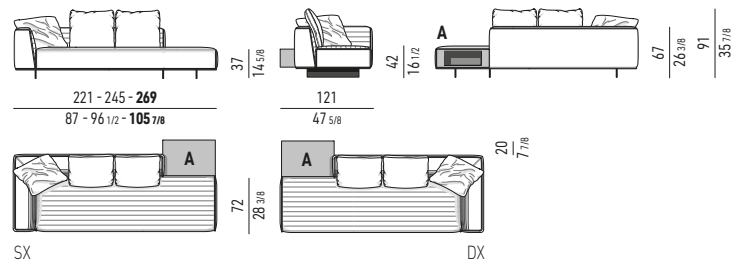


**SPRING ELEMENTO TERMINALE HIGH SQUARE CON CASE CM 225 - 249 - 273**  
**SPRING ELEMENT WITH 1 ARMREST HIGH SQUARE WITH CASE CM 225 - 249 - 273**

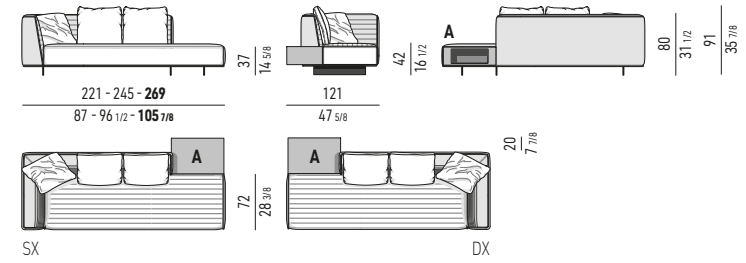


**ELEMENTI TERMINALI PENISOLA | OPEN-END ELEMENTS WITH 1 ARMREST**

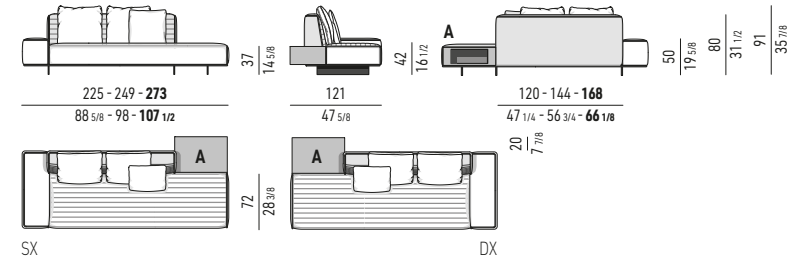
**SPRING ELEMENTO TERMINALE PENISOLA LOW CON CASE CM 221 - 245 - 269**  
**SPRING OPEN-END ELEMENT WITH 1 ARMREST LOW WITH CASE CM 221 - 245 - 269**



**SPRING ELEMENTO TERMINALE PENISOLA HIGH CON CASE CM 221 - 245 - 269**  
**SPRING OPEN-END ELEMENT WITH 1 ARMREST HIGH WITH CASE CM 221 - 245 - 269**

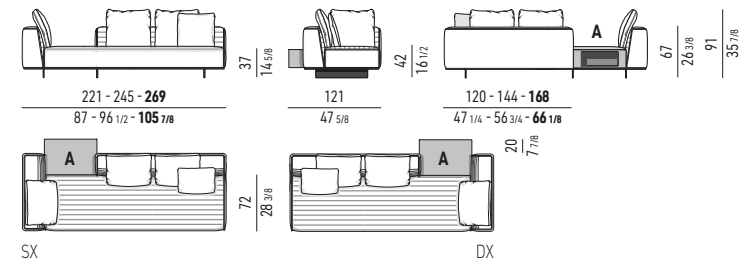


**SPRING ELEMENTO TERMINALE PENISOLA HIGH SQUARE CON CASE CM 225 - 249 - 273**  
**SPRING OPEN-END ELEMENT WITH 1 ARMREST HIGH SQUARE WITH CASE CM 225 - 249 - 273**

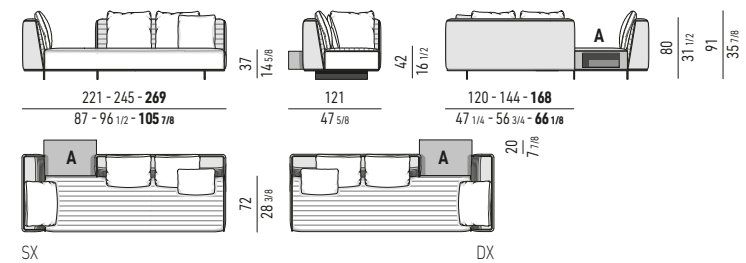


**ELEMENTI DAYBED | DAYBED ELEMENTS**

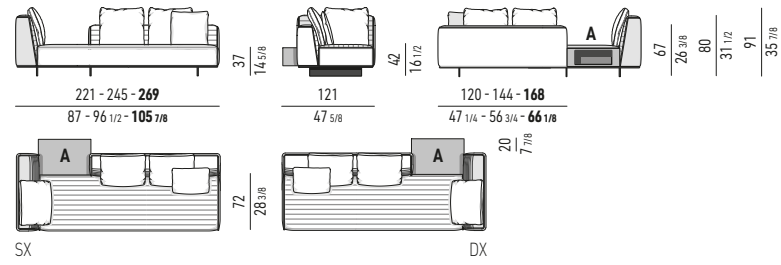
**SPRING ELEMENTO DAYBED LOW CON CASE CM 221 - 245 - 269**  
**SPRING DAYBED ELEMENT LOW WITH CASE CM 221 - 245 - 269**



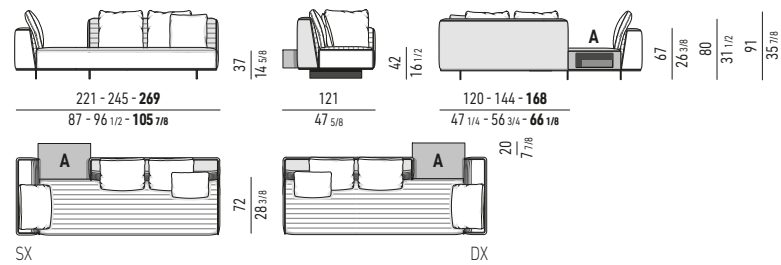
**SPRING ELEMENTO DAYBED HIGH CON CASE CM 221 - 245 - 269**  
**SPRING DAYBED ELEMENT HIGH WITH CASE CM 221 - 245 - 269**



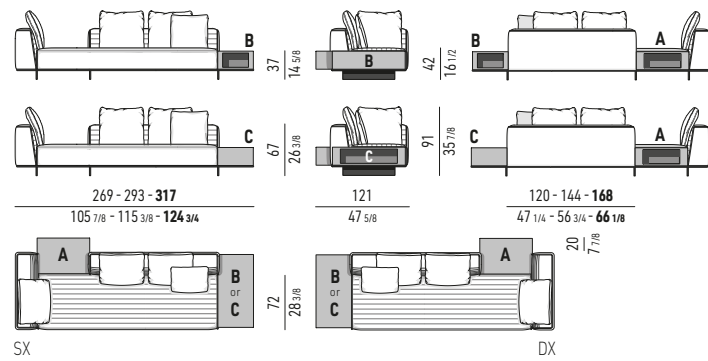
**SPRING ELEMENTO DAYBED LOW MIX CON CASE CM 221 - 245 - 269**  
**SPRING DAYBED ELEMENT LOW MIX WITH CASE CM 221 - 245 - 269**



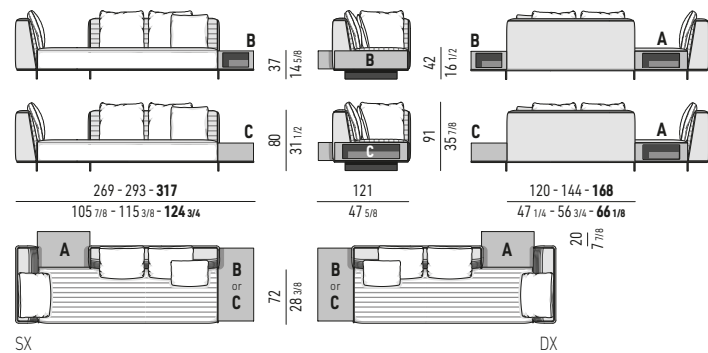
**SPRING ELEMENTO DAYBED HIGH MIX CON CASE CM 221 - 245 - 269**  
**SPRING DAYBED ELEMENT HIGH MIX WITH CASE CM 221 - 245 - 269**



**SPRING ELEMENTO DAYBED LOW CON 2 CASE CM 269 - 293 - 317**  
**SPRING DAYBED ELEMENT LOW WITH 2 CASE CM 269 - 293 - 317**

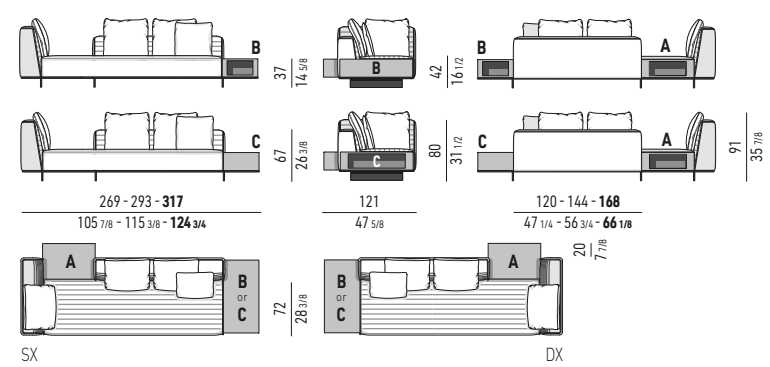


**SPRING ELEMENTO DAYBED HIGH CON 2 CASE CM 269 - 293 - 317**  
**SPRING DAYBED ELEMENT HIGH WITH 2 CASE CM 269 - 293 - 317**

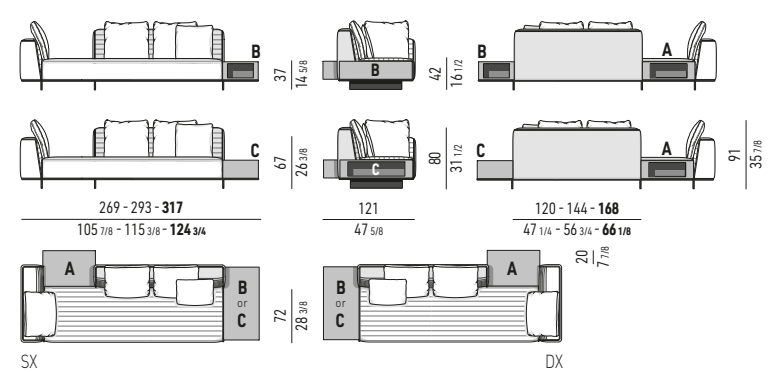


**N.B.:** il disegno si riferisce alla misura evidenziata in grassetto. Per i disegni di ogni singolo elemento, vi invitiamo a consultare il sito minotti.com.  
**N.B.:** the illustration shows the size indicated in bold type. Please see the minotti.com website for drawings of each individual piece.

**SPRING ELEMENTO DAYBED LOW MIX CON 2 CASE CM 269 - 293 - 317**  
**SPRING DAYBED ELEMENT LOW MIX WITH 2 CASE CM 269 - 293 - 317**

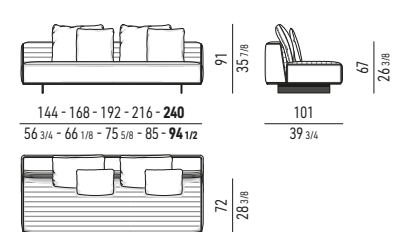


**SPRING ELEMENTO DAYBED HIGH MIX CON 2 CASE CM 269 - 293 - 317**  
**SPRING DAYBED ELEMENT HIGH MIX WITH 2 CASE CM 269 - 293 - 317**

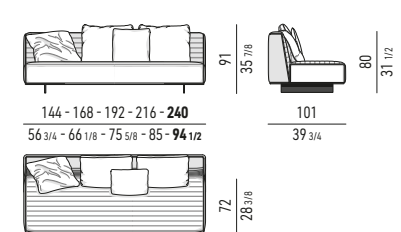


**ELEMENTI CENTRALI | CENTRAL ELEMENTS**

**SPRING ELEMENTO CENTRALE LOW CM 144 - 168 - 192 - 216 - 240**  
**SPRING CENTRAL ELEMENT LOW CM 144 - 168 - 192 - 216 - 240**



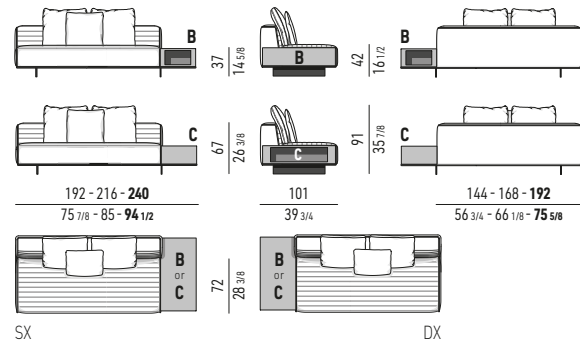
**SPRING ELEMENTO CENTRALE HIGH CM 144 - 168 - 192 - 216 - 240**  
**SPRING CENTRAL ELEMENT HIGH CM 144 - 168 - 192 - 216 - 240**



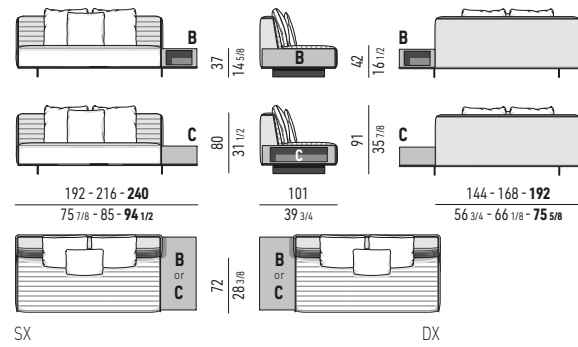


**ELEMENTI CENTRALI CON "CASE" | CENTRAL ELEMENTS WITH "CASE"**

**SPRING ELEMENTO CENTRALE LOW CON CASE CM 192 - 216 - 240**  
**SPRING CENTRAL ELEMENT LOW WITH CASE CM 192 - 216 - 240**

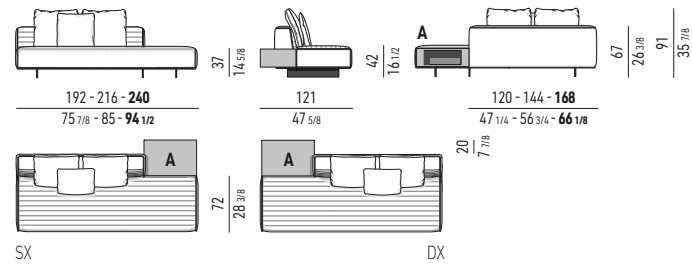


**SPRING ELEMENTO CENTRALE HIGH CON CASE CM 192 - 216 - 240**  
**SPRING CENTRAL ELEMENT HIGH WITH CASE CM 192 - 216 - 240**

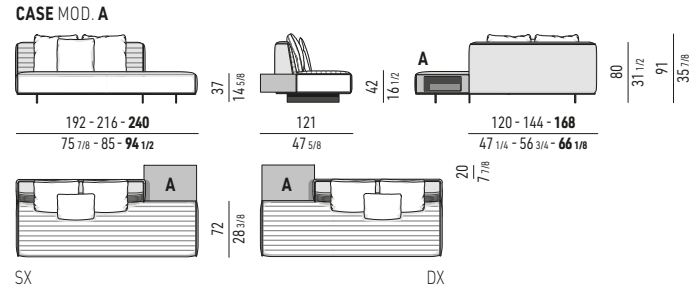


**ELEMENTI PENISOLA CON "CASE" | OPEN-END ELEMENTS WITH "CASE"**

**SPRING ELEMENTO PENISOLA LOW CON CASE CM 192 - 216 - 240**  
**SPRING OPEN-END ELEMENT LOW WITH CASE CM 192 - 216 - 240**



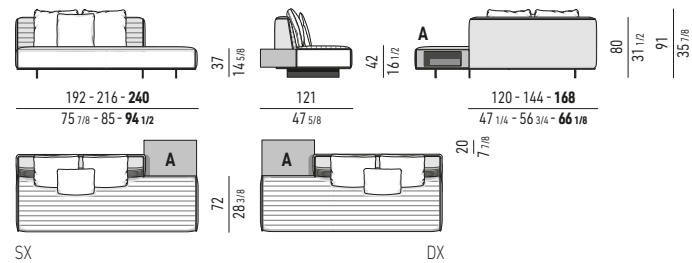
**SPRING ELEMENTO PENISOLA HIGH CON CASE CM 192 - 216 - 240**  
**SPRING OPEN-END ELEMENT HIGH WITH CASE CM 192 - 216 - 240**



SX

DX

**CASE MOD. A**

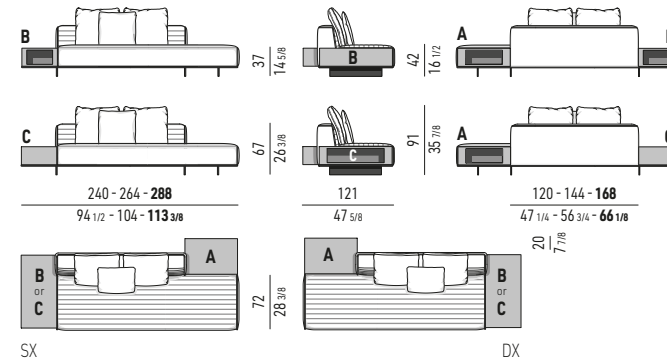


SX

DX

**N.B.:** il disegno si riferisce alla misura evidenziata in grassetto. Per i disegni di ogni singolo elemento, vi invitiamo a consultare il sito minotti.com.  
**N.B.:** the illustration shows the size indicated in bold type. Please see the minotti.com website for drawings of each individual piece.

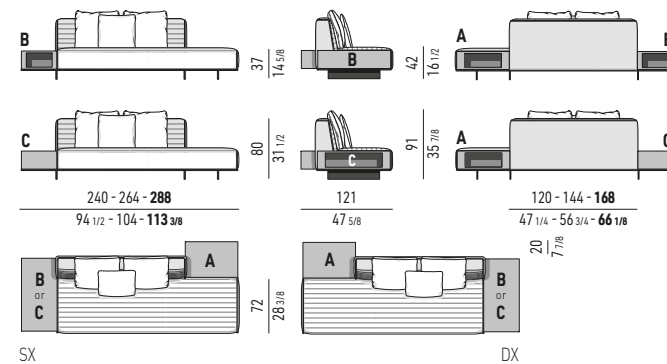
**SPRING ELEMENTO PENISOLA LOW CON 2 CASE CM 240 - 264 - 288**  
**SPRING OPEN-END ELEMENT LOW WITH 2 CASE CM 240 - 264 - 288**



SX

DX

**SPRING ELEMENTO PENISOLA HIGH CON 2 CASE CM 240 - 264 - 288**  
**SPRING OPEN-END ELEMENT HIGH WITH 2 CASE CM 240 - 264 - 288**

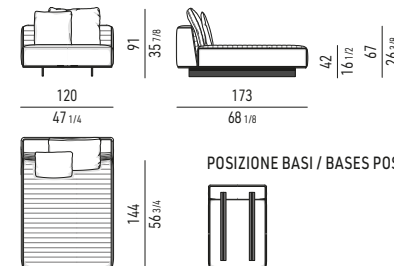


SX

DX

**COUCH**

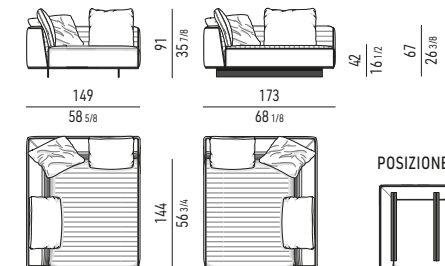
**SPRING COUCH LOW CM 120X173**  
**SPRING COUCH LOW CM 120X173**



POSIZIONE BASI / BASES POSITION

**CHAISE-LONGUE**

**SPRING CHAISE-LONGUE LOW CM 149X173**  
**SPRING CHAISE-LONGUE LOW CM 149X173**



POSIZIONE BASI / BASES POSITION

SX

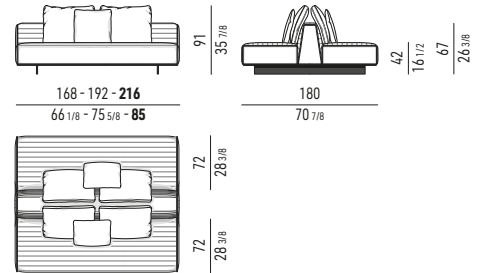
DX

SX

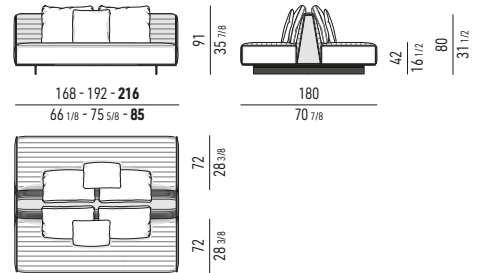
DX

**ROGER SPRING BACK TO BACK 72 - PROFONDITÀ DI SEDUTA CM 72 | SEAT DEPTH CM 72**

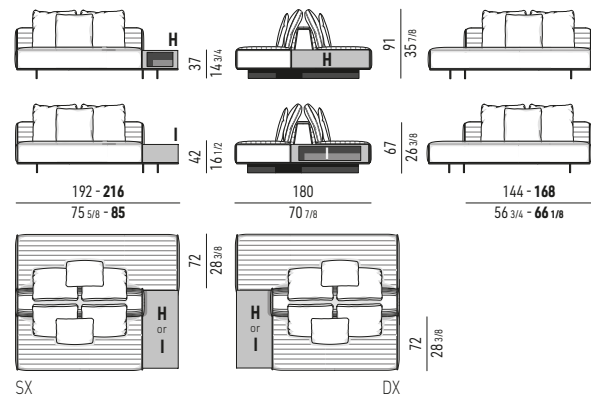
**SPRING BACK TO BACK ELEMENTO LOW CM 168X180 - 192X180 - 216X180**  
**SPRING BACK TO BACK ELEMENT LOW CM 168X180 - 192X180 - 216X180**



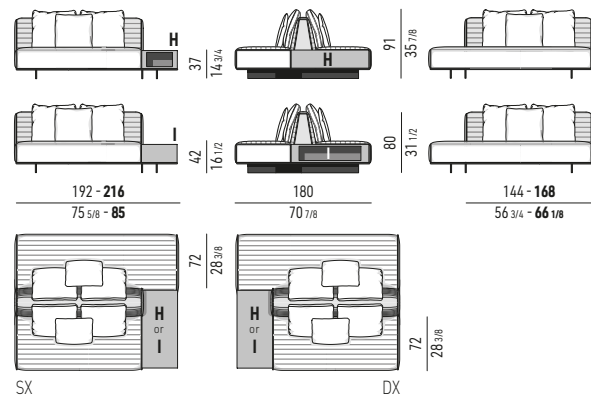
**SPRING BACK TO BACK ELEMENTO HIGH CM 168X180 - 192X180 - 216X180**  
**SPRING BACK TO BACK ELEMENT HIGH CM 168X180 - 192X180 - 216X180**



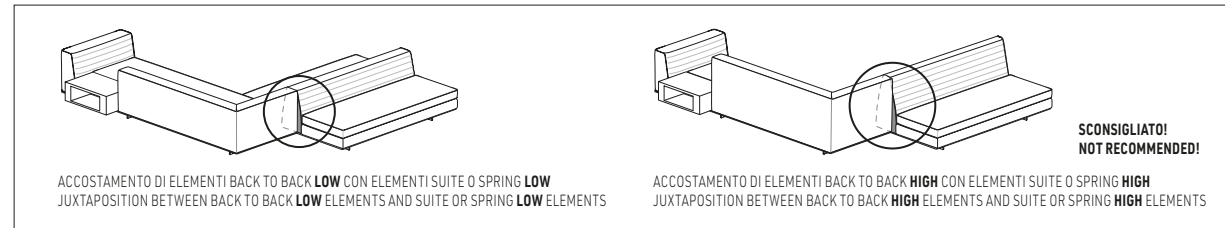
**SPRING BACK TO BACK ELEMENTO LOW CON CASE CM 192X180 - 216X180**  
**SPRING BACK TO BACK ELEMENT LOW WITH CASE CM 192X180 - 216X180**



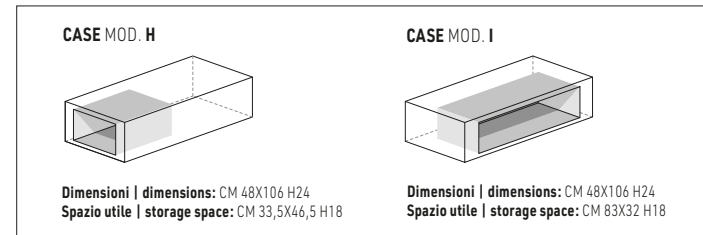
**SPRING BACK TO BACK ELEMENTO HIGH CON CASE CM 192X180 - 216X180**  
**SPRING BACK TO BACK ELEMENT HIGH WITH CASE CM 192X180 - 216X180**



**AVVERTENZA | WARNING**



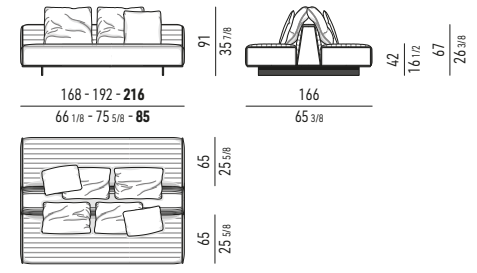
**ELEMENTI "CASE" | "CASE" ELEMENTS**



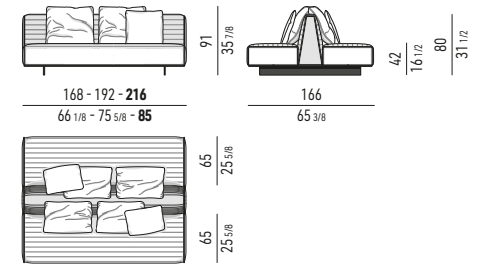
**N.B.:** il disegno si riferisce alla misura evidenziata in grassetto. Per i disegni di ogni singolo elemento, vi invitiamo a consultare il sito minotti.com.  
**N.B.:** the illustration shows the size indicated in bold type. Please see the minotti.com website for drawings of each individual piece.

**ROGER SPRING BACK TO BACK 65 - PROFONDITÀ DI SEDUTA CM 65 | SEAT DEPTH CM 65**

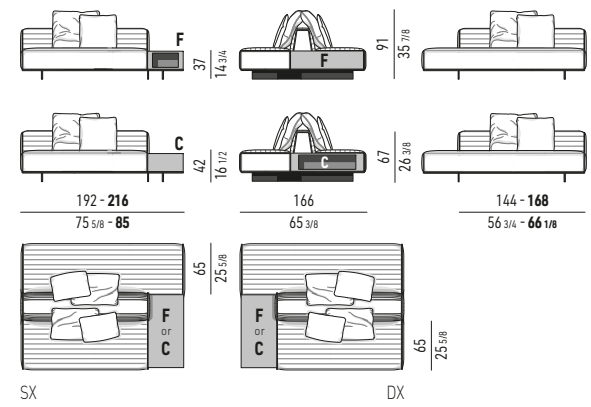
**SPRING BACK TO BACK ELEMENTO LOW CM 168X166 - 192X166 - 216X166**  
**SPRING BACK TO BACK ELEMENT LOW CM 168X166 - 192X166 - 216X166**



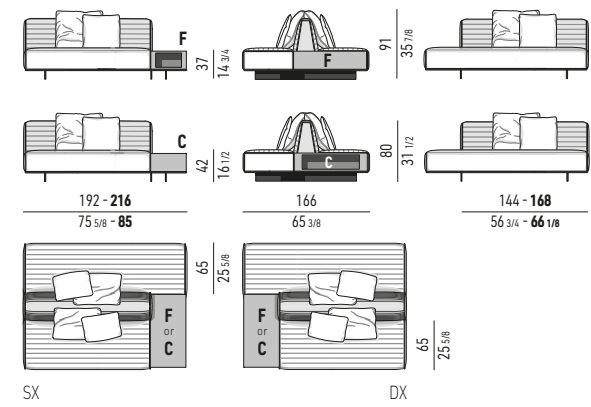
**SPRING BACK TO BACK ELEMENTO HIGH CM 168X166 - 192X166 - 216X166**  
**SPRING BACK TO BACK ELEMENT HIGH CM 168X166 - 192X166 - 216X166**



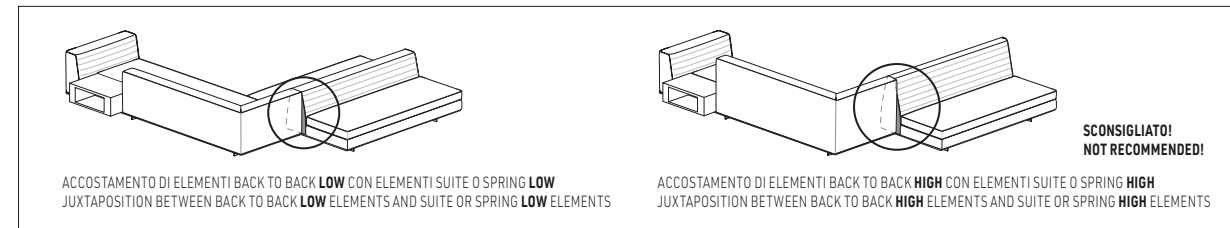
**SPRING BACK TO BACK ELEMENTO LOW CON CASE CM 192X166 - 216X166**  
**SPRING BACK TO BACK ELEMENT LOW WITH CASE CM 192X166 - 216X166**



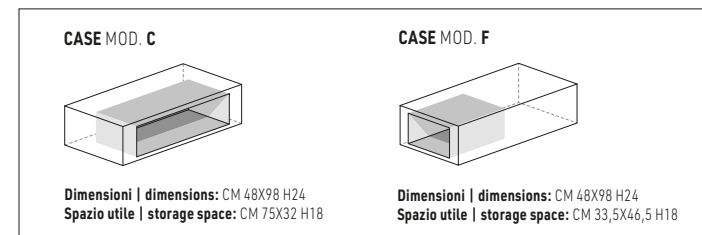
**SPRING BACK TO BACK ELEMENTO HIGH CON CASE CM 192X166 - 216X166**  
**SPRING BACK TO BACK ELEMENT HIGH WITH CASE CM 192X166 - 216X166**



**AVVERTENZA | WARNING**

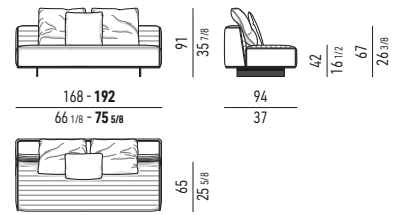


**ELEMENTI "CASE" | "CASE" ELEMENTS**

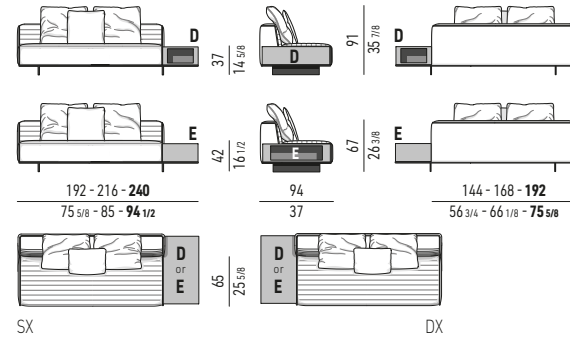


**ROGER SPRING SOFÀ - PROFONDITÀ DI SEDUTA CM 65 | SEAT DEPTH CM 65**

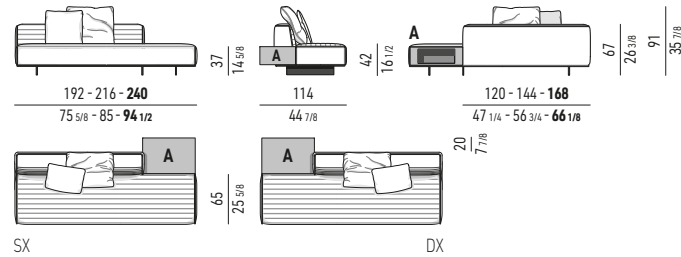
**SPRING SOFÀ ELEMENTO LOW CM 168 - 192**  
**SPRING SOFÀ ELEMENT LOW CM 168 - 192**



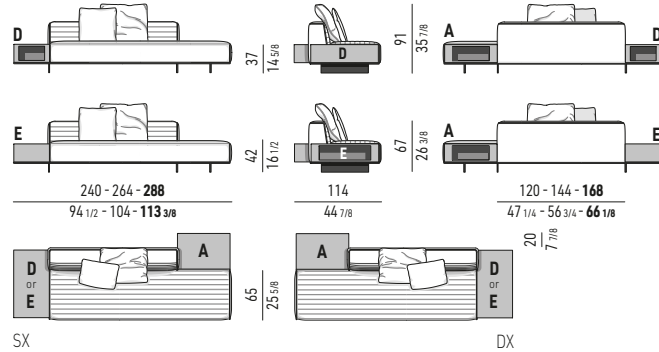
**SPRING SOFÀ ELEMENTO LOW CON CASE CM 192 - 216 - 240**  
**SPRING SOFÀ ELEMENT LOW WITH CASE CM 192 - 216 - 240**



**SPRING SOFÀ ELEMENTO PENISOLA LOW CON CASE CM 192 - 216 - 240**  
**SPRING SOFÀ OPEN-END ELEMENT LOW WITH CASE CM 192 - 216 - 240**

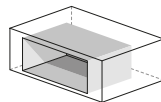


**SPRING SOFÀ ELEMENTO PENISOLA LOW CON 2 CASE CM 240 - 264 - 288**  
**SPRING SOFÀ OPEN-END ELEMENT LOW WITH 2 CASE CM 240 - 264 - 288**



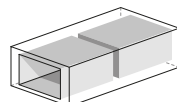
**ELEMENTI "CASE" | "CASE" ELEMENTS**

**CASE MOD. A**



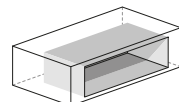
**Dimensioni | dimensions:** CM 70X48 H24  
**Spazio utile | storage space:** CM 47X32 H18

**CASE MOD. D**



**Dimensioni | dimensions:** CM 48X90 H24  
**Spazio utile | storage space:** CM 33,5X44 H18 (x2)

**CASE MOD. E**

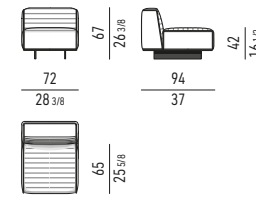


**Dimensioni | dimensions:** CM 48X90 H24  
**Spazio utile | storage space:** CM 67X32 H18

**ROGER SPRING UNIT**

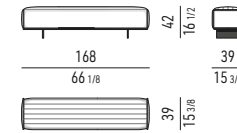
**POLTRONE | ARMCHAIRS**

**SPRING UNIT POLTRONA CM 72X94**  
**SPRING UNIT ARMCHAIR CM 72X94**

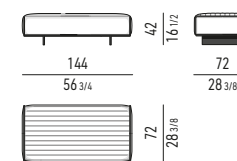


**PANCHE | BENCHES**

**SPRING UNIT PANCA CM 168X39**  
**SPRING UNIT BENCH CM 168X39**

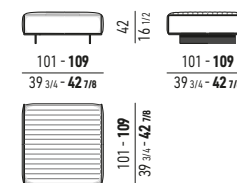


**SPRING UNIT PANCA CM 144X72**  
**SPRING UNIT BENCH CM 144X72**



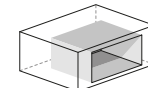
**POUF | OTTOMANS**

**SPRING UNIT POUF CM 101X101 - 109X109**  
**SPRING UNIT OTTOMAN CM 101X101 - 109X109**



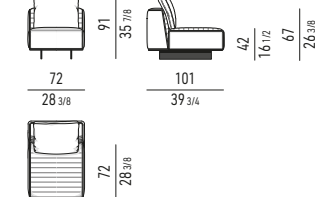
**ELEMENTO "CASE" | "CASE" ELEMENT**

**CASE MOD. G**

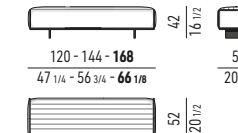


**Dimensioni | dimensions:** CM 48X63 H24  
**Spazio utile | storage space:** CM 40X32 H18

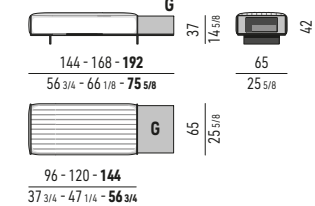
**SPRING UNIT POLTRONA CM 72X101**  
**SPRING UNIT ARMCHAIR CM 72X101**



**SPRING UNIT PANCA CM 120X52 - 144X52 - 168X52**  
**SPRING UNIT BENCH CM 120X52 - 144X52 - 168X52**

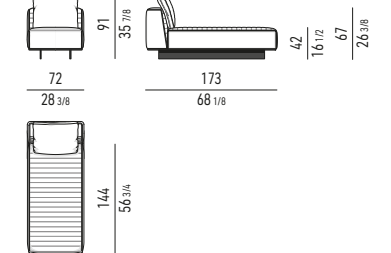


**SPRING UNIT PANCA CON CASE CM 144X65 - 168X65 - 192X65**  
**SPRING UNIT BENCH WITH CASE CM 144X65 - 168X65 - 192X65**

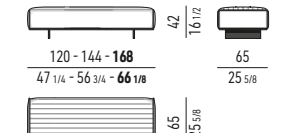


**DAYBED**

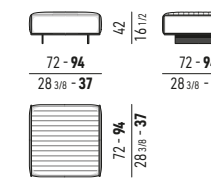
**SPRING UNIT DAYBED CM 72X173**  
**SPRING UNIT DAYBED CM 72X173**



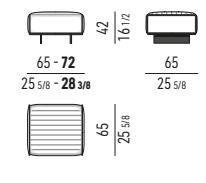
**SPRING UNIT PANCA CM 120X65 - 144X65 - 168X65**  
**SPRING UNIT BENCH CM 120X65 - 144X65 - 168X65**



**SPRING UNIT POUF CM 72X72 - 94X94**  
**SPRING UNIT OTTOMAN CM 72X72 - 94X94**

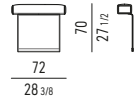


**SPRING UNIT POUF CM 65X65 - 72X65**  
**SPRING UNIT OTTOMAN CM 65X65 - 72X65**

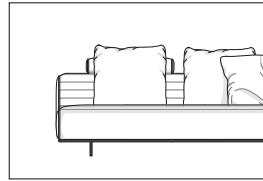


**POGGIATESTA | HEADREST**

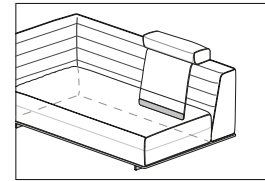
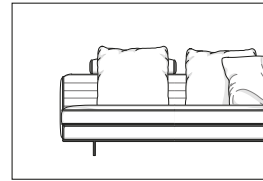
POGGIATESTA OPTIONAL **ROGER** CM 72  
**ROGER** OPTIONAL HEADREST CM 72



WITH **ROGER SPRING** ELEMENT

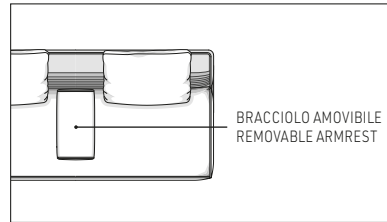
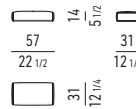


WITH **ROGER SUITE** ELEMENT

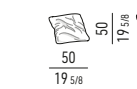
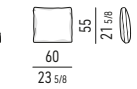
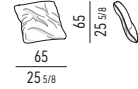
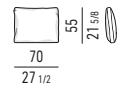


DA UTILIZZARE ESCLUSIVAMENTE CON ELEMENTI "LOW" | TO USE ONLY WITH "LOW" ELEMENTS

**BRACCIOLO AMOVIBILE**  
**REMOVABLE ARMREST**



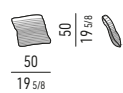
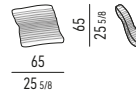
**CUSCINI SCHIENALE OPTIONAL**  
**OPTIONAL BACKREST CUSHIONS**



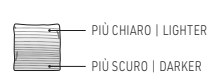
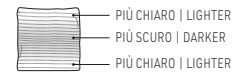
**CUSCINO OPTIONAL**  
**OPTIONAL CUSHION**

**MIRAGE** MINOTTI STUDIO DESIGN

**CUSCINI OPTIONAL "MIRAGE"**  
**"MIRAGE" OPTIONAL CUSHIONS**



**VISTA FRONTALE E POSTERIORE DEI CUSCINI "MIRAGE"**  
**FRONT AND BACK VIEW OF THE "MIRAGE" CUSHIONS**



CM 65X65

CM 50x50

**DOUBLE** MINOTTI STUDIO DESIGN

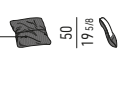
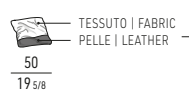
**CUSCINI OPTIONAL "DOUBLE"**  
**"DOUBLE" OPTIONAL CUSHIONS**

FRONTE | FRONT

RETRO | BACK

FRONTE | FRONT

RETRO | BACK



**VISTA FRONTALE CUSCINI "DOUBLE" CONFEZIONATI CON TESSUTO "MIRAGE"**  
**FRONT VIEW "DOUBLE" CUSHIONS UPHOLSTERED IN "MIRAGE" FABRIC**



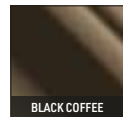
CM 65X65

CM 50x50

**ELEMENTI CASE | CASE ELEMENTS**



**BASE**  
**BASE**

**ALLUMINIO LUCIDO**  
**POLISHED ALUMINIUM**




**STRUTTURA ESTERNA**  
**EXTERNAL STRUCTURE**


**LACCATO LUCIDO**  
**GLOSSY LACQUERED**



**PALISSANDRO SANTOS**  
**PALISANDER SANTOS**




**FRASSINO**  
**ASH**



**STRUTTURA INTERNA**  
**INTERNAL STRUCTURE**

**ALLUMINIO SATINATO**  
**SATIN ALUMINIUM**

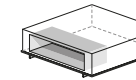
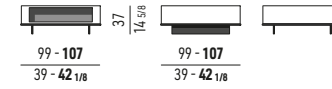


**N.B.:** il disegno si riferisce alla misura evidenziata in grassetto. Per i disegni di ogni singolo elemento, vi invitiamo a consultare il sito minotti.com.  
**N.B.:** the illustration shows the size indicated in bold type. Please see the minotti.com website for drawings of each individual piece.

**ROGER** RODOLFO DORDONI DESIGN

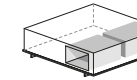
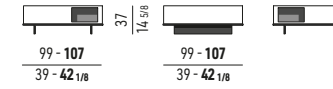
**TAVOLINI | COFFEE TABLES**

TAVOLINO CM 99X99 - **107X107** / CON **1 VANO INTERNO**  
 COFFEE TABLE CM 99X99 - **107X107** / WITH **1 INNER COMPARTMENT**



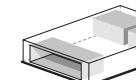
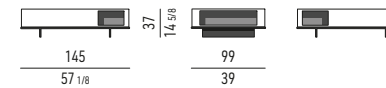
**SPAZIO UTILE | STORAGE SPACE:**  
 CM 75X32 H18 - **CM 83X32 H18**

TAVOLINO CM 99X99 - **107X107** / CON **2 VANI INTERNI**  
 COFFEE TABLE CM 99X99 - **107X107** / WITH **2 INNER COMPARTMENTS**



**SPAZIO UTILE | STORAGE SPACE:**  
 CM 33,5X48 H18 (X2) - **CM 33,5X52 H18 (X2)**

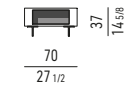
TAVOLINO CM **145X99**  
 COFFEE TABLE CM **145X99**



**SPAZIO UTILE | STORAGE SPACE:**  
 CM 75X32 H18  
 CM 33,5X48 H18 (X2)

**COMODINO | NIGHTSTAND**

COMODINO CM **70X48**  
 NIGHTSTAND CM **70X48**




**SPAZIO UTILE | STORAGE SPACE:**  
 CM 47X32 H18

**ELEMENTI CASE | CASE ELEMENTS**


**BASE**  
**BASE**

**ALLUMINIO LUCIDO**  
**POLISHED ALUMINIUM**




**STRUTTURA ESTERNA**  
**EXTERNAL STRUCTURE**


**LACCATO LUCIDO**  
**GLOSSY LACQUERED**



**PALISSANDRO SANTOS**  
**PALISANDER SANTOS**




**FRASSINO**  
**ASH**



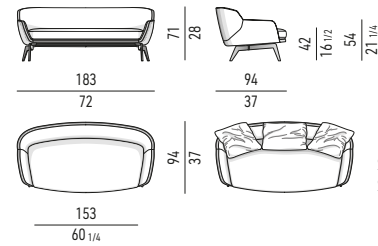
**STRUTTURA INTERNA**  
**INTERNAL STRUCTURE**

**ALLUMINIO SATINATO**  
**SATIN ALUMINIUM**



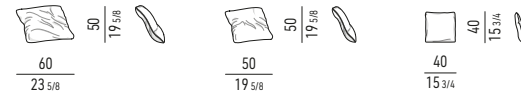
**BELT** RODOLFO DORDONI DESIGN

**DIVANO LOUNGE SEMICURVO**  
SEMI-ROUND LOUNGE SOFA

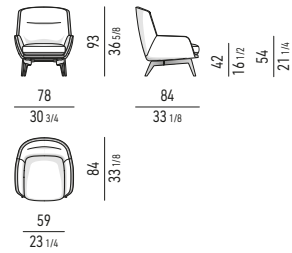


SET CUSCINI CONSIGLIATI  
SUGGESTED SET OF CUSHIONS

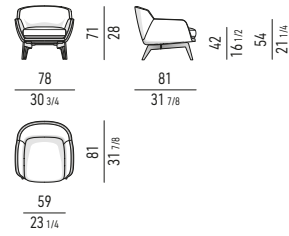
**CUSCINI OPTIONAL**  
OPTIONAL CUSHIONS



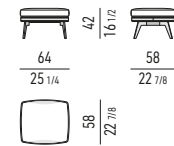
**BERGÈRE**



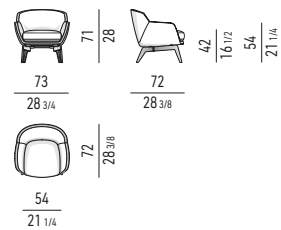
**POLTRONA**  
ARMCHAIR



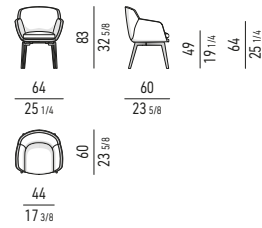
**POGGIAPIEDI**  
FOOTSTOOL



**POLTRONA LOUNGE**  
LOUNGE ARMCHAIR



**POLTRONCINA DINING**  
DINING LITTLE ARMCHAIR






**GAMBE**  
LEGS

NOCE CANALETTO  
CANALETTO WALNUT

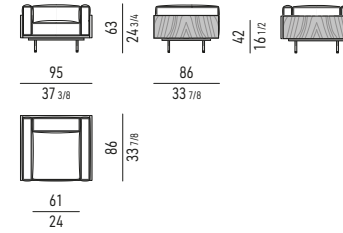
FRASSINO  
ASH

ALLUMINIO LUCIDO  
POLISHED ALUMINIUM

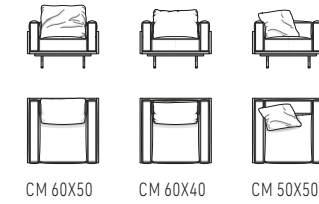


**BRASILIA** MARCIO KOGAN | STUDIO MK27 DESIGN

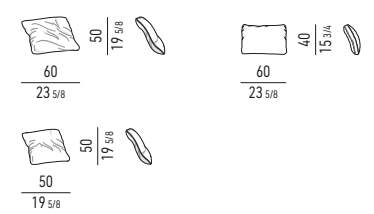
**POLTRONA**  
ARMCHAIR



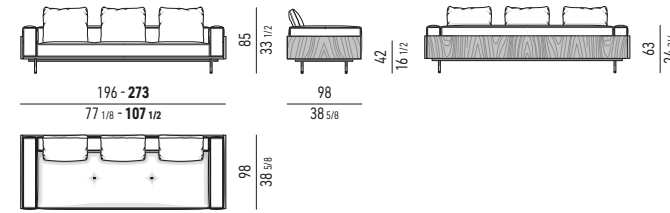
**CUSCINI OPTIONAL SUGGERITI**  
SUGGESTED OPTIONAL CUSHIONS



**CUSCINI OPTIONAL PER POLTRONA**  
OPTIONAL CUSHIONS FOR ARMCHAIR

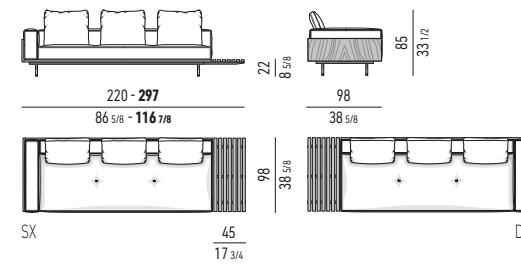


**DIVANI CM 196 - 273**  
SOFAS CM 196 - 273



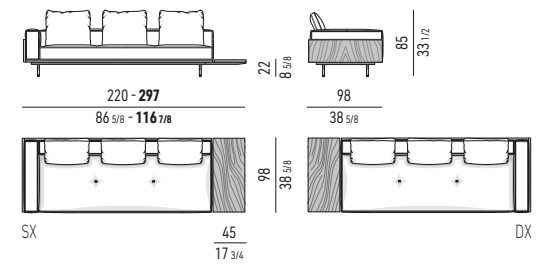
**DIVANO TERMINALE CON TOP SMALL CM 220 - 297**  
ELEMENT WITH 1 ARMREST AND TOP SMALL CM 220 - 297

TOP CON **DOGHE** IN NOCE CANALETTO  
TOP WITH **SLATS** IN CANALETTO WALNUT



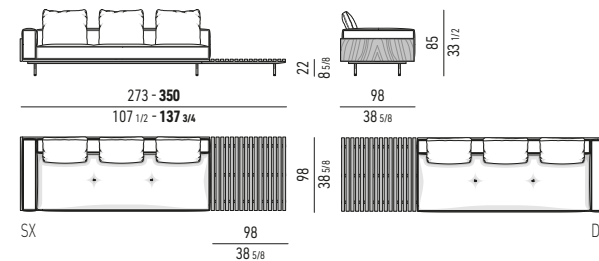
**DIVANO TERMINALE CON TOP SMALL CM 220 - 297**  
ELEMENT WITH 1 ARMREST AND TOP SMALL CM 220 - 297

TOP CON PIANO IN **PALISSANDRO SANTOS**  
TOP WITH **PALISANDER SANTOS** TOP



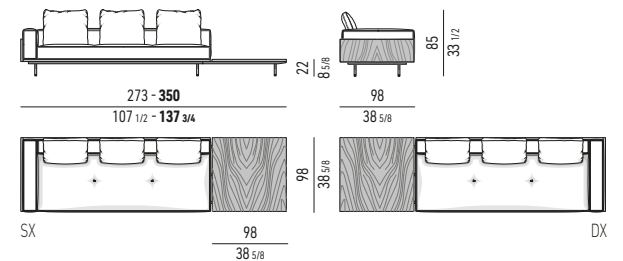
**DIVANO TERMINALE CON TOP LARGE CM 273 - 350**  
ELEMENT WITH 1 ARMREST WITH TOP LARGE CM 273 - 350

TOP CON **DOGHE** IN NOCE CANALETTO  
TOP WITH **SLATS** IN CANALETTO WALNUT

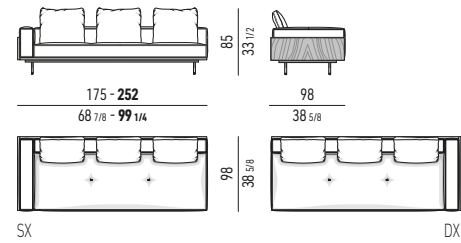


**DIVANO TERMINALE CON TOP LARGE CM 273 - 350**  
ELEMENT WITH 1 ARMREST WITH TOP LARGE CM 273 - 350

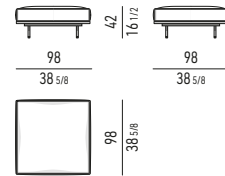
TOP CON PIANO IN **PALISSANDRO SANTOS**  
TOP WITH **PALISANDER SANTOS** TOP



**ELEMENTI TERMINALI**  
ELEMENTS WITH 1 ARMREST

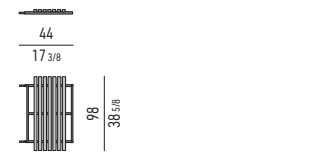


**POUF**  
OTTOMAN

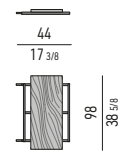


**TAVOLINO DI CONGIUNZIONE**  
CONNECTING TABLE

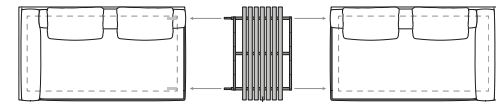
TOP CON **DOGHE** IN NOCE CANALETTO  
TOP WITH **SLATS** IN CANALETTO WALNUT



TOP CON PIANO IN **PALISSANDRO SANTOS**  
TOP WITH **PALISANDER SANTOS** TOP

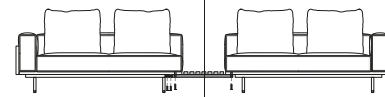


ELEMENTO TERMINALE **SX**  
ELEMENT WITH 1 ARMREST **SX**



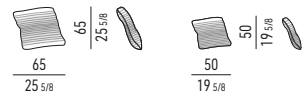
ELEMENTO TERMINALE **DX**  
ELEMENT WITH 1 ARMREST **DX**

**TAVOLINO DI CONGIUNZIONE - ESEMPIO DI UTILIZZO**  
CONNECTING TABLE - HOW TO USE

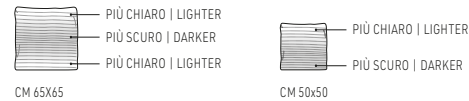


**MIRAGE** MINOTTI STUDIO DESIGN

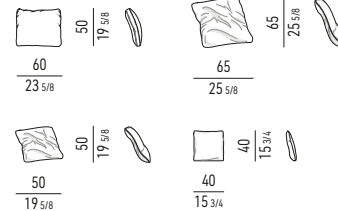
**CUSCINI OPTIONAL "MIRAGE"**  
"MIRAGE" OPTIONAL CUSHIONS



**VISTA FRONTALE E POSTERIORE DEI CUSCINI "MIRAGE"**  
FRONT AND BACK VIEW OF THE "MIRAGE" CUSHIONS

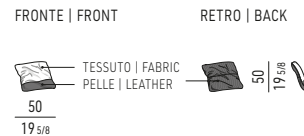
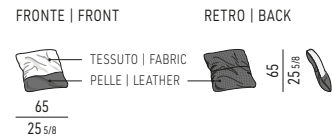


**CUSCINI OPTIONAL**  
OPTIONAL CUSHIONS



**DOUBLE** MINOTTI STUDIO DESIGN

**CUSCINI OPTIONAL "DOUBLE"**  
"DOUBLE" OPTIONAL CUSHIONS




**VISTA FRONTALE CUSCINI "DOUBLE" CONFEZIONATI CON TESSUTO "MIRAGE"**  
FRONT VIEW "DOUBLE" CUSHIONS UPHOLSTERED IN "MIRAGE" FABRIC




**STRUTTURE**  
STRUCTURE

PALISSANDRO SANTOS  
PALISANDER SANTOS




**DOGHE**  
SLATS

NOCE CANALETTO  
CANALETTO WALNUT




**GAMBE**  
LEGS

METALLO SATINATO  
SATIN METAL



**PUNTALE**  
TIP

METALLO LUCIDO  
POLISHED METAL

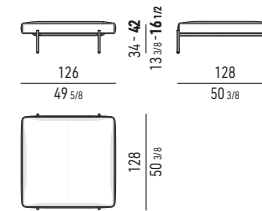


**N.B.:** il disegno si riferisce alla misura evidenziata in grassetto. Per i disegni di ogni singolo elemento, vi invitiamo a consultare il sito minotti.com.  
**N.B.:** the illustration shows the size indicated in bold type. Please see the minotti.com website for drawings of each individual piece.

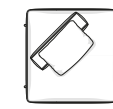
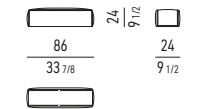
**SUPERQUADRA** MARCIO KOGAN | STUDIO MK27 DESIGN

**PANCHE | BENCHES**

**PANCHE**  
BENCHES



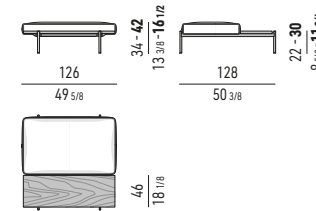
**SCHIENALE AMOVIBILE**  
REMOVABLE BACKREST



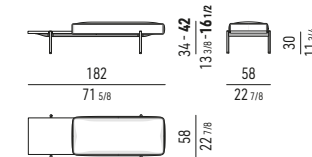
PER MIGLIORARE IL CONFORT DELLO SCHIENALE AMOVIBILE, SI CONSIGLIA DI AGGIUNGERE UN CUSCINO SCHIENALE OPTIONAL **BRASILIA** CM 65X65 O UN CUSCINO **MIRAGE/DOUBLE** CM 65X65.

IN ORDER TO IMPROVE THE COMFORT OF THE REMOVABLE BACKREST, IT IS SUGGESTED TO ADD AN OPTIONAL **BRASILIA** BACKREST CUSHION CM 65X65 OR A **MIRAGE/DOUBLE** CUSHION CM 65X65.

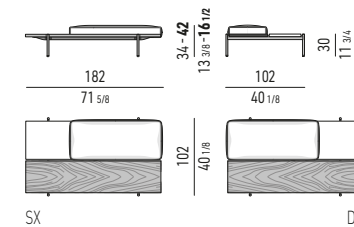
**PANCHE CON TOP IN PALISSANDRO SANTOS**  
BENCHES WITH PALISANDER SANTOS TOP



**PANCHE CON TOP IN MARMO**  
BENCHES WITH MARBLE TOP




**PANCHE CON 2 TOP IN MARMO E PALISSANDRO SANTOS**  
BENCHES WITH 2 MARBLE AND PALISANDER SANTOS TOP




**PIANO**  
TOP

PALISSANDRO SANTOS  
PALISANDER SANTOS




MARMO  
MARBLE



**GAMBE**  
LEGS

ALLUMINIO LUCIDO  
POLISHED ALUMINIUM

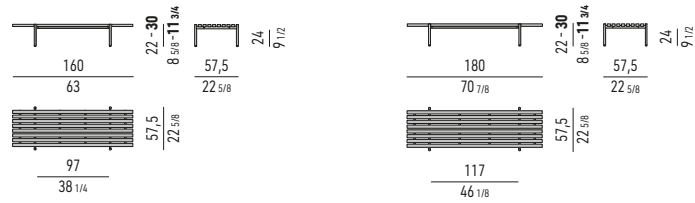
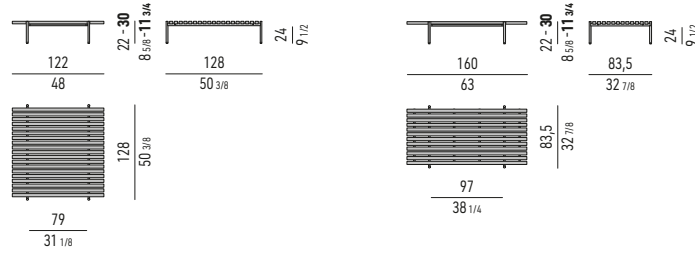


# SUPERQUADRA MARCIO KOGAN | STUDIO MK27 DESIGN

## TAVOLINI E CONSOLLE | COFFEE TABLES AND CONSOLE TABLES

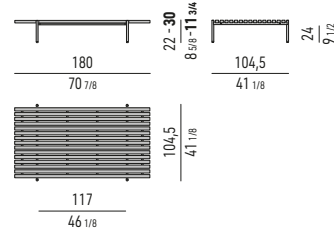
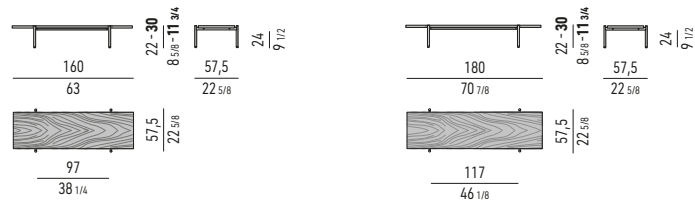
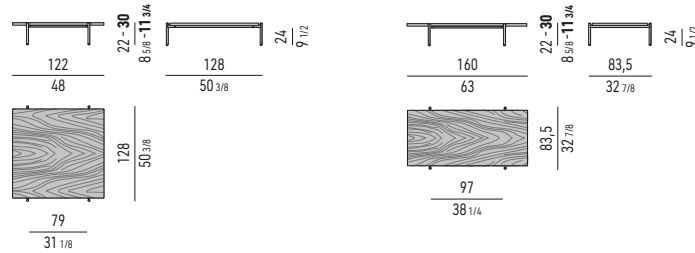
### PIANO DOGHE IN NOCE CANALETTO | SLATS IN CANALETTO WALNUT TOP

TAVOLINI | COFFEE TABLES

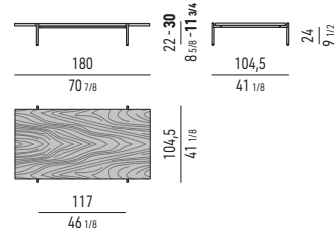
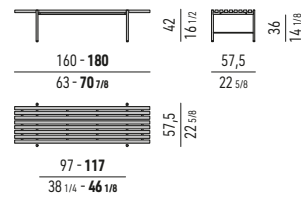


### PIANO PALISSANDRO SANTOS | PALISANDER SANTOS TOP

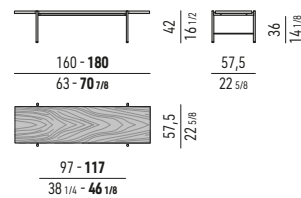
TAVOLINI | COFFEE TABLES



CONSOLLE | CONSOLE TABLES



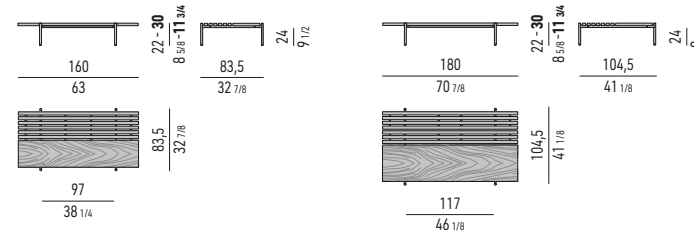
CONSOLLE | CONSOLE TABLES



**N.B.:** il disegno si riferisce alla misura evidenziata in grassetto. Per i disegni di ogni singolo elemento, vi invitiamo a consultare il sito minotti.com.  
**N.B.:** the illustration shows the size indicated in bold type. Please see the minotti.com website for drawings of each individual piece.

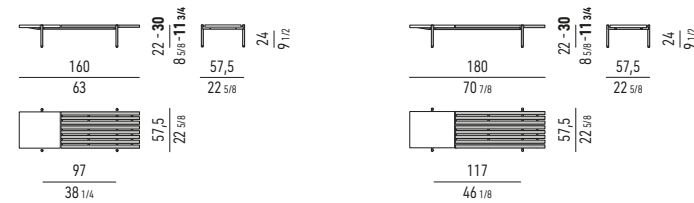
### PIANO DOGHE IN NOCE / PALISSANDRO SANTOS | SLATS IN WALNUT / PALISANDER SANTOS TOP

TAVOLINI | COFFEE TABLES



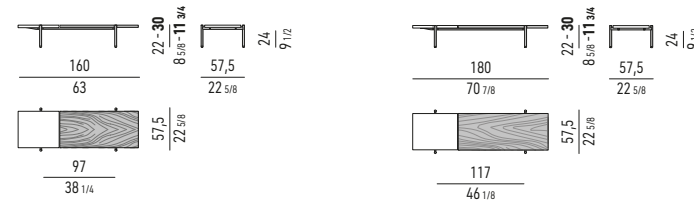
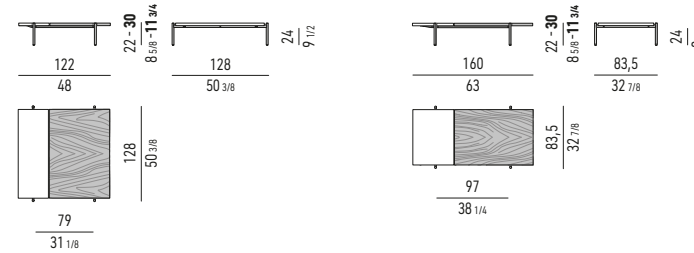
### PIANO IN MARMO / DOGHE IN NOCE | MARBLE / SLATS IN WALNUT TOP

TAVOLINI | COFFEE TABLES



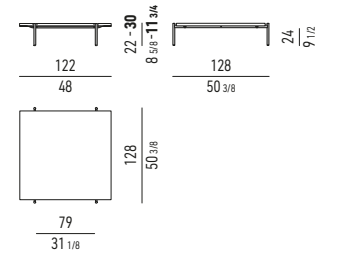
### PIANO IN MARMO / PALISSANDRO SANTOS | MARBLE / PALISANDER SANTOS TOP

TAVOLINI | COFFEE TABLES

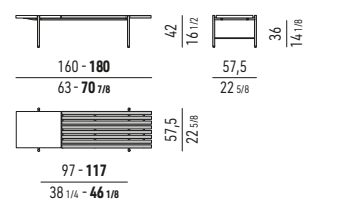


### PIANO IN MARMO | MARBLE TOP

TAVOLINI | COFFEE TABLES




CONSOLLE | CONSOLE TABLES



PIANO TOP

PALISSANDRO SANTOS  
PALISANDER SANTOS



MARMO  
MARBLE




SAHARA NOIR




DOGHE SLATS

NOCE CANALETTO  
CANALETTO WALNUT



GAMBE LEGS

ALLUMINIO LUCIDO  
POLISHED ALUMINIUM



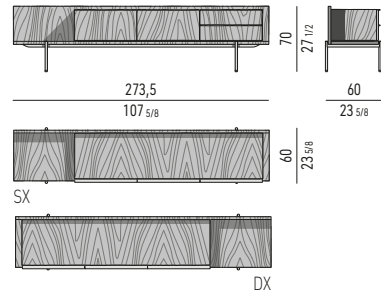
ESEMPIO COMPOSIZIONE TAVOLINI SUPERQUADRA  
EXAMPLE OF SUPERQUADRA COFFEE TABLES' COMPOSITION

## SUPERQUADRA MARCIO KOGAN | STUDIO MK27 DESIGN

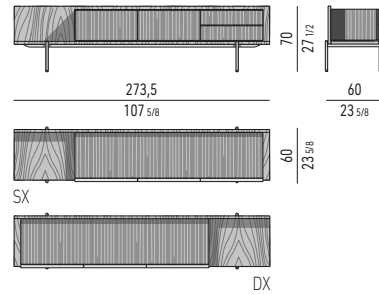
### CONTENITORE DINING HIGH | DINING HIGH SIDEBOARD (FEET CM 32,5)

#### STRUTTURA IN PALISSANDRO SANTOS | PALISANDER SANTOS STRUCTURE

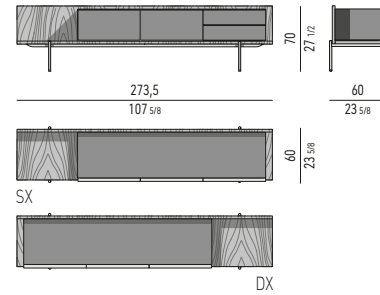
##### ELEMENTO CONTENITORE PALISSANDRO SANTOS PALISANDER SANTOS STORAGE ELEMENT



##### ELEMENTO CONTENITORE FRASSINO ASH STORAGE ELEMENT

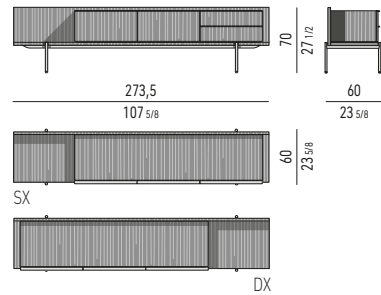


##### ELEMENTO CONTENITORE LACCATO LUCIDO GLOSSY LACQUERED STORAGE ELEMENT

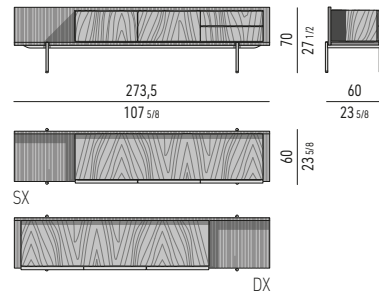


#### STRUTTURA IN FRASSINO | ASH STRUCTURE

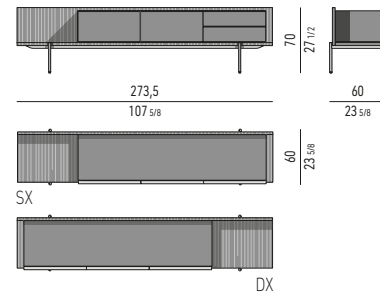
##### ELEMENTO CONTENITORE FRASSINO ASH STORAGE ELEMENT



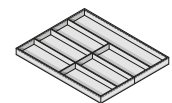
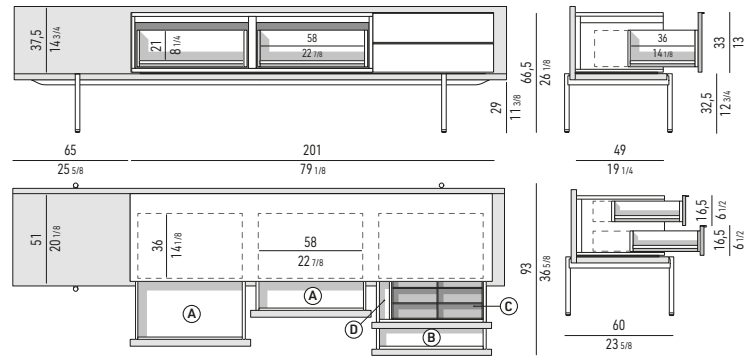
##### ELEMENTO CONTENITORE PALISSANDRO SANTOS PALISANDER SANTOS STORAGE ELEMENT



##### ELEMENTO CONTENITORE LACCATO LUCIDO GLOSSY LACQUERED STORAGE ELEMENT



#### MISURE INTERNE | INTERNAL MEASUREMENTS



#### VASSOIO PORTAPOSATE | CUTLERY TRAY: CM 51X36 H3,5

Scoperto grande | big section: cm 49,5x8,5 H2,5  
Scoperto piccolo | small section: cm 24,5x8 H2,5

Nr. 4 cassetti che scorrono su guide a estrazione totale con chiusura Blumotion.  
Portata massima per cassetto Kg 40;  
Nr. 1 vassoio portaposate in cuoio color Nero dotato di divisori, riposto nel cassetto (C).

#### Spazio utile interno

Cassetti (A): cm 58x36 H21  
Cassetto (B): cm 58x36 H8  
Vano (D): cm 5,5x36 H8

Nr. 4 drawers that glide on fully extractable guides with Blumotion soft-close system.  
Maximum load per drawer is 40 Kg;  
Nr. 1 cutlery tray in Black colour saddle-hide, with dividers, located in the (C) drawer.

#### Internal dimension

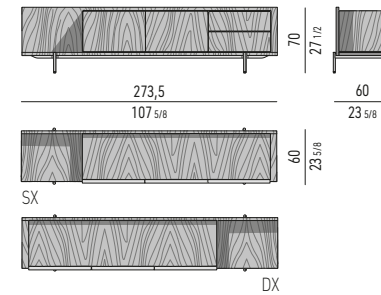
Drawers (A): cm 58x36 H21  
Drawer (B): cm 58x36 H8  
Compartment (D): cm 5,5x36 H8

**N.B.:** il disegno si riferisce alla misura evidenziata in grassetto. Per i disegni di ogni singolo elemento, vi invitiamo a consultare il sito minotti.com.  
**N.B.:** the illustration shows the size indicated in bold type. Please see the minotti.com website for drawings of each individual piece.

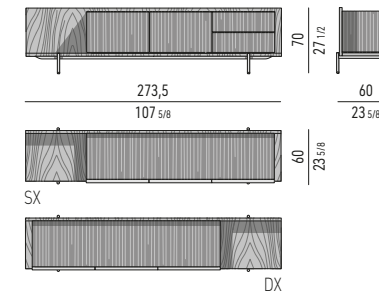
### CONTENITORE DINING LOW | DINING LOW SIDEBOARD (FEET CM 22)

#### STRUTTURA IN PALISSANDRO SANTOS | PALISANDER SANTOS STRUCTURE

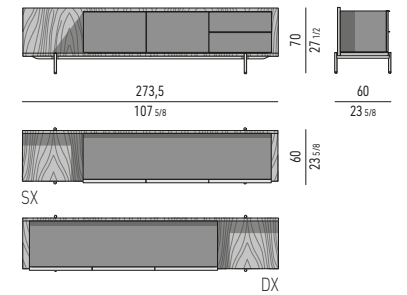
##### ELEMENTO CONTENITORE PALISSANDRO SANTOS PALISANDER SANTOS STORAGE ELEMENT



##### ELEMENTO CONTENITORE FRASSINO ASH STORAGE ELEMENT

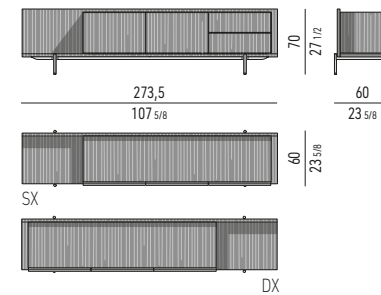


##### ELEMENTO CONTENITORE LACCATO LUCIDO GLOSSY LACQUERED STORAGE ELEMENT

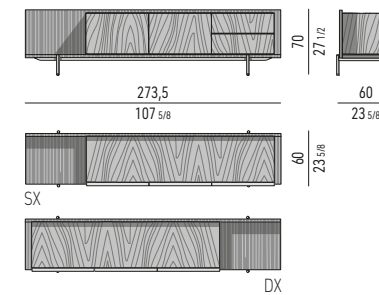


#### STRUTTURA IN FRASSINO | ASH STRUCTURE

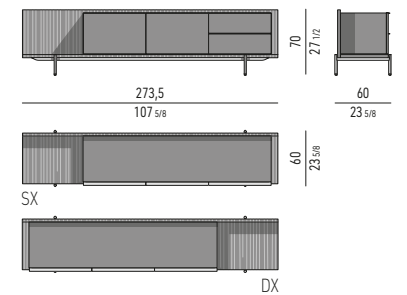
##### ELEMENTO CONTENITORE FRASSINO ASH STORAGE ELEMENT



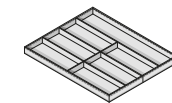
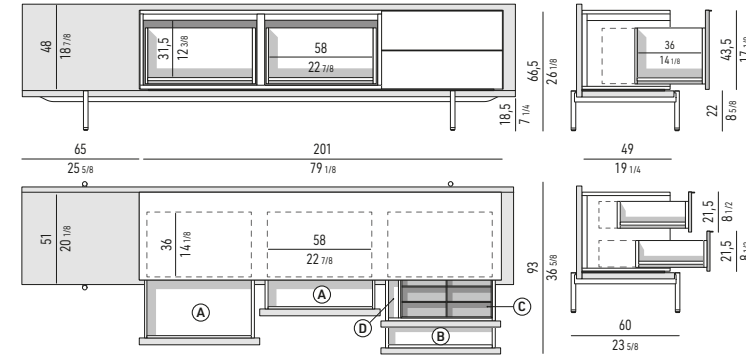
##### ELEMENTO CONTENITORE PALISSANDRO SANTOS PALISANDER SANTOS STORAGE ELEMENT



##### ELEMENTO CONTENITORE LACCATO LUCIDO GLOSSY LACQUERED STORAGE ELEMENT



#### MISURE INTERNE | INTERNAL MEASUREMENTS



#### VASSOIO PORTAPOSATE | CUTLERY TRAY: CM 51X36 H3,5

Scoperto grande | big section: cm 49,5x8,5 H2,5  
Scoperto piccolo | small section: cm 24,5x8 H2,5

Nr. 4 cassetti che scorrono su guide a estrazione totale con chiusura Blumotion.  
Portata massima per cassetto Kg 40;  
Nr. 1 vassoio portaposate in cuoio color Nero dotato di divisori, riposto nel cassetto (C).

#### Spazio utile interno

Cassetti (A): cm 58x36 H31,5  
Cassetto (B): cm 58x36 H13  
Vano (D): cm 5,5x36 H11,5

Nr. 4 drawers that glide on fully extractable guides with Blumotion soft-close system.  
Maximum load per drawer is 40 Kg;  
Nr. 1 cutlery tray in Black colour saddle-hide, with dividers, located in the (C) drawer.

#### Internal dimension

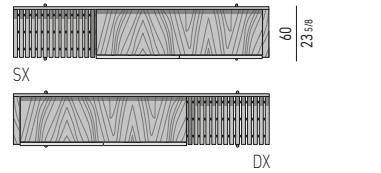
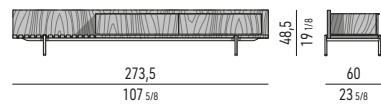
Drawers (A): cm 58x36 H31,5  
Drawer (B): cm 58x36 H13  
Compartment (D): cm 5,5x36 H11,5



**CONTENITORE LIVING/TV | LIVING/TV SIDEBOARD**

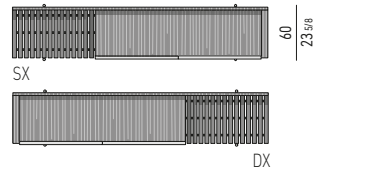
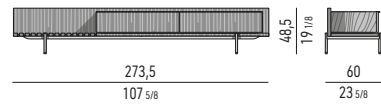
**STRUTTURA IN PALISSANDRO SANTOS | PALISANDER SANTOS STRUCTURE**

**ELEMENTO CONTENITORE PALISSANDRO SANTOS  
PALISANDER SANTOS STORAGE ELEMENT**

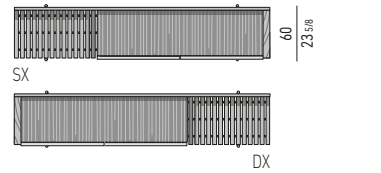
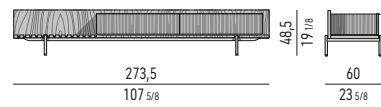


**STRUTTURA IN FRASSINO | ASH STRUCTURE**

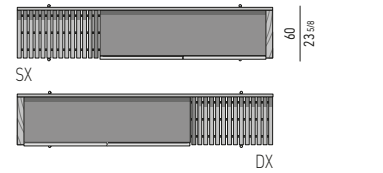
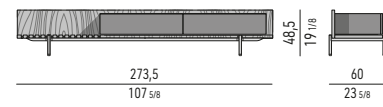
**ELEMENTO CONTENITORE FRASSINO  
ASH STORAGE ELEMENT**



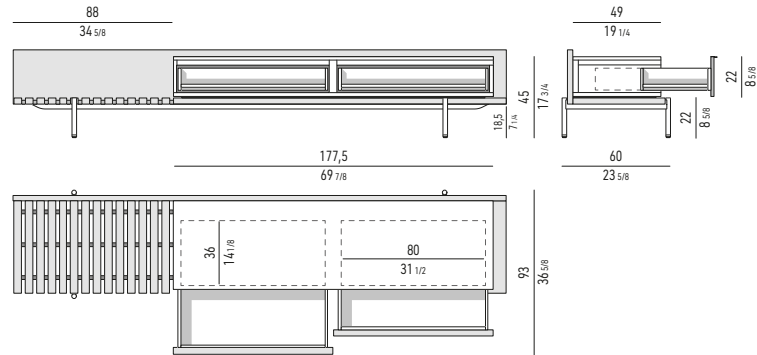
**ELEMENTO CONTENITORE FRASSINO  
ASH STORAGE ELEMENT**



**ELEMENTO CONTENITORE LACCATO LUCIDO  
GLOSSY LACQUERED STORAGE ELEMENT**



**MISURE INTERNE | INTERNAL MEASUREMENTS**



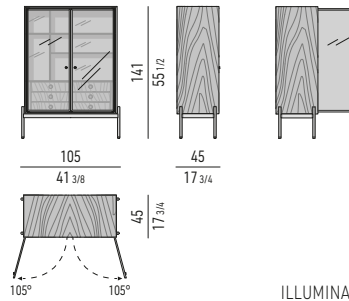
Nr. 2 cassetti che scorrono su guide a estrazione totale con chiusura Blumotion.

Portata massima per cassetto Kg 40.  
**Spazio utile interno cassetti**  
cm 80x36 H11

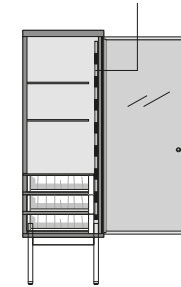
Nr. 2 drawers that glide on fully extractable guides with Blumotion soft-close system.

Maximum load per drawer is 40 Kg.  
**Drawers internal dimension**  
cm 80x36 H11

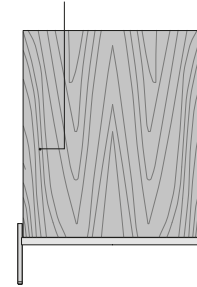
**CONTENITORE VERTICALE | VERTICAL CABINET**



ILLUMINAZIONE A LED  
LED LIGHTING



INTERRUTTORE  
SWITCH



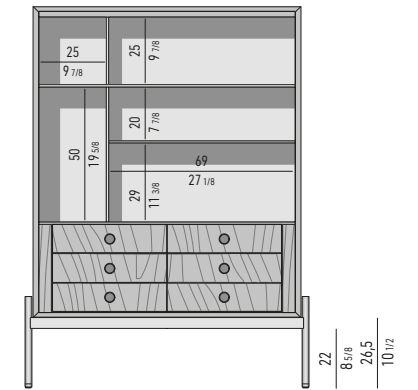
**MISURE INTERNE | INTERNAL MEASUREMENTS**

Nr. 6 cassetti che scorrono su guide a estrazione totale con chiusura Blumotion.

Portata massima per cassetto Kg 40.  
**Spazio utile interno cassetti:** cm 36x26 H6

Nr. 6 drawers that glide on fully extractable guides with Blumotion soft-close system.

Maximum load per drawer is 40 Kg.  
**Drawers internal dimension:** cm 36x26 H6

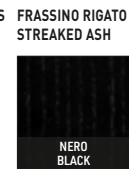



**CONTENITORI DINING/LIVING - DINING/LIVING SIDEBOARDS**


**STRUTTURA PORTANTE  
SUPPORT STRUCTURE**






**MANIGLIE  
HANDLES**



**VASSOIO PORTA POSATE  
CUTLERY TRAY**



**ELEMENTO CONTENITORE (INTERNO/ESTERNO)  
STORAGE ELEMENT (INTERIOR/EXTERIOR)**




**CONTENITORE VERTICALE | VERTICAL CABINET**

**STRUTTURA  
STRUCTURE**



**ANTE  
DOORS**



**TELAIO ANTE  
DOORS FRAME**




**RIPIANI INTERNI  
INTERNAL SHELVES**




**CASSETTI  
DRAWERS**



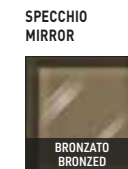
**FONDO MANIGLIA  
HANDLE PLATE**



**SCHIENALE INTERNO  
INTERNAL BACK**

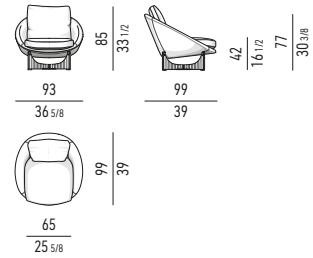


**SPECCHIO  
MIRROR**

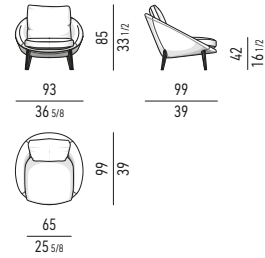


**LIDO** GAMFRATESI DESIGN

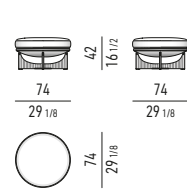
**POLTRONA CON BASE**  
ARMCHAIR WITH BASE



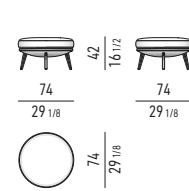
**POLTRONA CON GAMBE**  
ARMCHAIR WITH LEGS



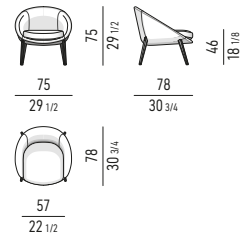
**POGGIAPIEDI CON BASE**  
FOOTSTOOL WITH BASE



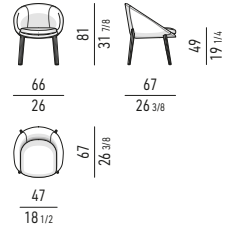
**POGGIAPIEDI CON GAMBE**  
FOOTSTOOL WITH LEGS



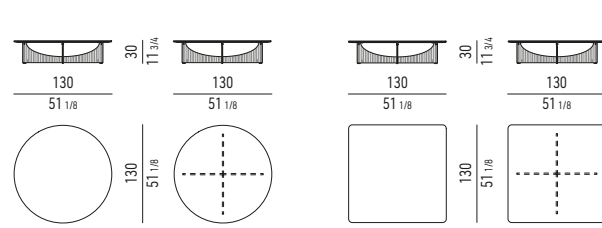
**POLTRONCINA LOUNGE**  
LOUNGE LITTLE ARMCHAIR



**POLTRONCINA DINING**  
DINING LITTLE ARMCHAIR




**TAVOLINI**  
COFFEE TABLES




**BASE POLTRONA/POGGIAPIEDI**  
ARMCHAIR/FOOTSTOOL BASE

FRASSINO  
ASH




**GAMBE**  
LEGS

FRASSINO  
ASH




NOCE CANALETTO  
CANALETTO WALNUT



**INSERTO DECORATIVO GAMBE**  
LEGS DECORATIVE INSERT

ACCIAIO  
STEEL




**TAVOLINI | COFFEE TABLES**

PIANO  
TOP

MARMO  
MARBLE




FRASSINO  
ASH




BASE  
BASE

FRASSINO  
ASH

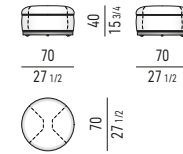


**INSERTO DECORATIVO BASE**  
BASE DECORATIVE INSERT

ALLUMINIO LUCIDO  
POLISHED ALUMINIUM




**TUFFET** RODOLFO DORDONI DESIGN

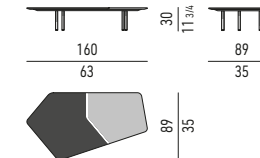
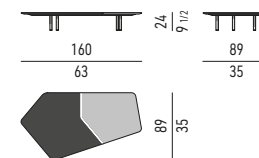
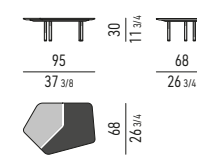
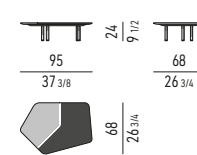
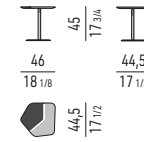


BASE  
BASE

LACCATO LUCIDO  
GLOSSY LACQUERED




**BRINK** RODOLFO DORDONI DESIGN



PIANO  
TOP

GRANITO  
GRANITE



FRASSINO  
ASH



**INSERTO DECORATIVO PIANO**  
TOP DECORATIVE INSERT

OTTONE SATINATO  
SATIN BRASS



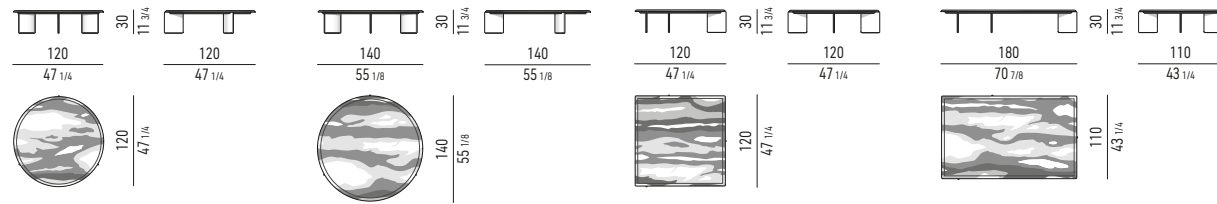
**GAMBE**  
LEGS

OTTONE SATINATO  
SATIN BRASS

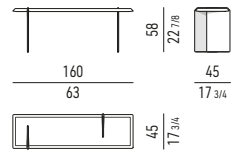


**KEEL** RODOLFO DORDONI DESIGN**PIANO MARMO | MARBLE TOP**

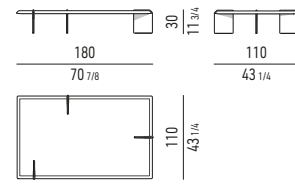
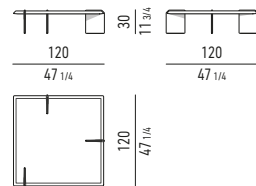
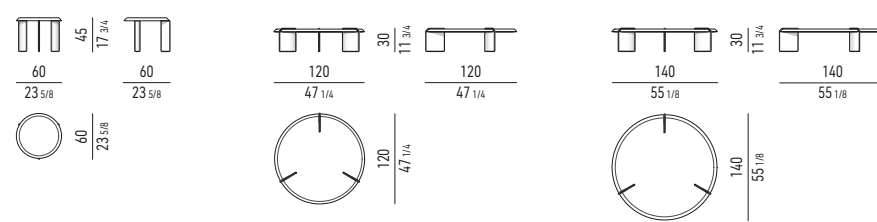
TAVOLINI | COFFEE TABLES

**PIANO LEGNO/LACCATO LUCIDO - WOOD/GLOSSY LACQUERED TOP**

CONSOLE | CONSOLE TABLE




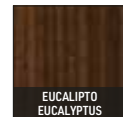

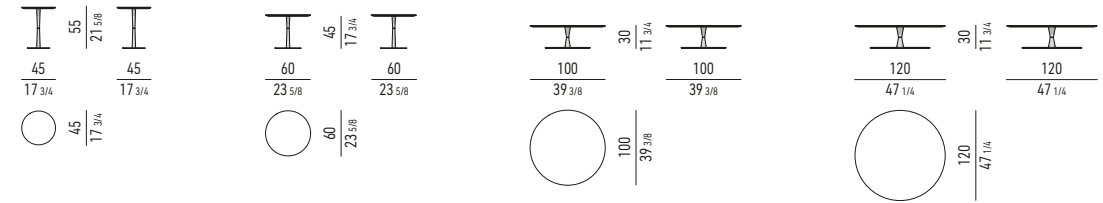
TAVOLINI | COFFEE TABLES

**INFORMAZIONI TECNICHE SUL MARMO DEDALUS**

LA SUPERFICIE DEL MARMO DEDALUS È CARATTERIZZATA DA VENATURE E TONALITÀ CROMATICHE DIFFERENTI E CONTRASTANTI. EVENTUALI ZONE BIANCASTRE PIÙ OPACHE FANNO PARTE DELLA NATURALITÀ DEL MATERIALE E NON DEVONO ESSERE CONSIDERATE DIFETTI MA PREGI DEL MATERIALE STESSO.

**TECHNICAL INFORMATION ABOUT DEDALUS MARBLE**


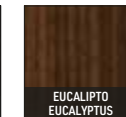

THE DEDALUS MARBLE SURFACE IS VEINED AND DISPLAYS DIFFERENT CONTRASTING COLOURS. THE WHITISH, MORE MATT AREAS, IF ANY, OCCUR NATURALLY IN THE MARBLE AND SHOULD NOT BE CONSIDERED FLAWS BUT RATHER TRAITS OF THE MATERIAL ITSELF.

**PIANO  
TOP****MARMO  
MARBLE****LEGNO  
WOOD****LACCATO LUCIDO  
GLOSSY LACQUERED****GAMBE  
LEGS****ALLUMINIO LUCIDO  
POLISHED ALUMINIUM****JIGGER** RODOLFO DORDONI DESIGN**INFORMAZIONI TECNICHE SUL MARMO DEDALUS**

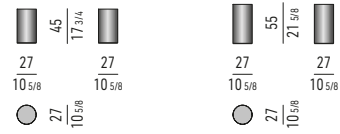
LA SUPERFICIE DEL MARMO DEDALUS È CARATTERIZZATA DA VENATURE E TONALITÀ CROMATICHE DIFFERENTI E CONTRASTANTI. EVENTUALI ZONE BIANCASTRE PIÙ OPACHE FANNO PARTE DELLA NATURALITÀ DEL MATERIALE E NON DEVONO ESSERE CONSIDERATE DIFETTI MA PREGI DEL MATERIALE STESSO.

**TECHNICAL INFORMATION ABOUT DEDALUS MARBLE**

THE DEDALUS MARBLE SURFACE IS VEINED AND DISPLAYS DIFFERENT CONTRASTING COLOURS. THE WHITISH, MORE MATT AREAS, IF ANY, OCCUR NATURALLY IN THE MARBLE AND SHOULD NOT BE CONSIDERED FLAWS BUT RATHER TRAITS OF THE MATERIAL ITSELF.

**PIANO  
TOP****MARMO  
MARBLE****VETRO  
GLASS****FRASSINO  
ASH****LEGNO  
WOOD****BASE  
BASE****ALLUMINIO LUCIDO  
POLISHED ALUMINIUM****MARMO DEDALUS | DEDALUS MARBLE**

**PILOTIS** RODOLFO DORDONI DESIGN




**N.B.:** LA VERSIONE DEL TAVOLINO "CON SFUMATURA" VIENE REALIZZATA ATTRAVERSO UNA LAVORAZIONE ARTIGIANALE CHE RENDE OGNI PEZZO UNICO E MAI UGUALE AD UN ALTRO.

**N.B.:** THE "NUANCED VERSION" OF THE COFFEE TABLE IS ARTISAN CRAFTED, WHICH MAKES EACH PIECE UNIQUE AND UNLIKE ANY OTHER.

**STRUTTURA**  
**STRUCTURE**

**METALLO LUCIDO**  
**POLISHED METAL**



**METALLO LUCIDO DEGRADÈ\***  
**SHADING POLISHED METAL**

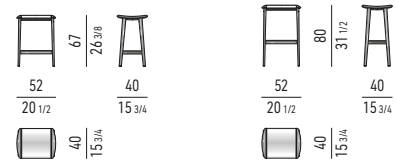


**ACCIAIO LUCIDO**  
**POLISHED STEEL**




\* SOLO PER IL TAVOLINO Ø CM 27 H55 | ONLY FOR Ø CM 27 H55 SIDE TABLE

**FYNN SADDLE-HIDE (UPDATE)** GAMFRATESI DESIGN



**SEDILE**  
**SEAT**

**CUOIO**  
**SADDLE-HIDE**



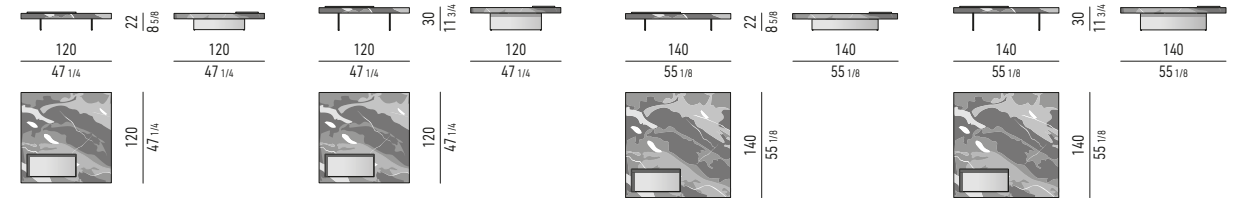
**STRUTTURA**  
**STRUCTURE**

**FRASSINO**  
**ASH**

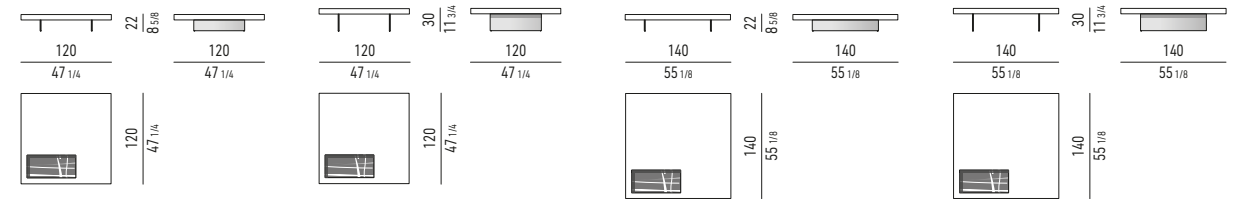


**BOTECO (UPDATE)** MARCIO KOGAN | STUDIO MK27 DESIGN

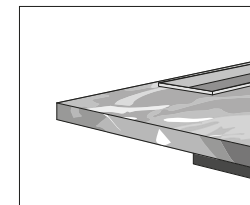
**PIANO IN MARMO | MARBLE TOP**



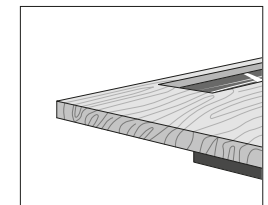
**PIANO IN ESSENZA | WOODEN TOP**



**PIANO IN MARMO | MARBLE TOP**



**PIANO IN ESSENZA | WOODEN TOP**




**STRUTTURA**  
**STRUCTURE**

**MARMO**  
**MARBLE**




**VANO PORTA OGGETTI**  
**TRAY INSERT**

**METALLO**  
**METAL**




**STRUTTURA**  
**STRUCTURE**

**PALISSANDRO SANTOS**  
**PALISANDER SANTOS**




**LEGNO**  
**WOOD**



**VANO PORTA OGGETTI**  
**TRAY INSERT**

**MARMO**  
**MARBLE**



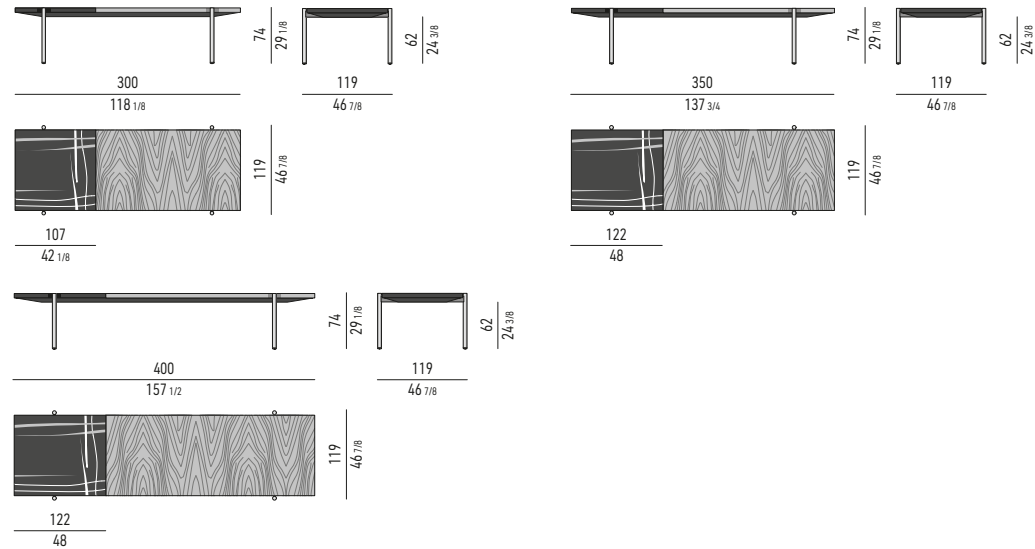
**GAMBE**  
**LEGS**

**ALLUMINIO**  
**ALUMINIUM**

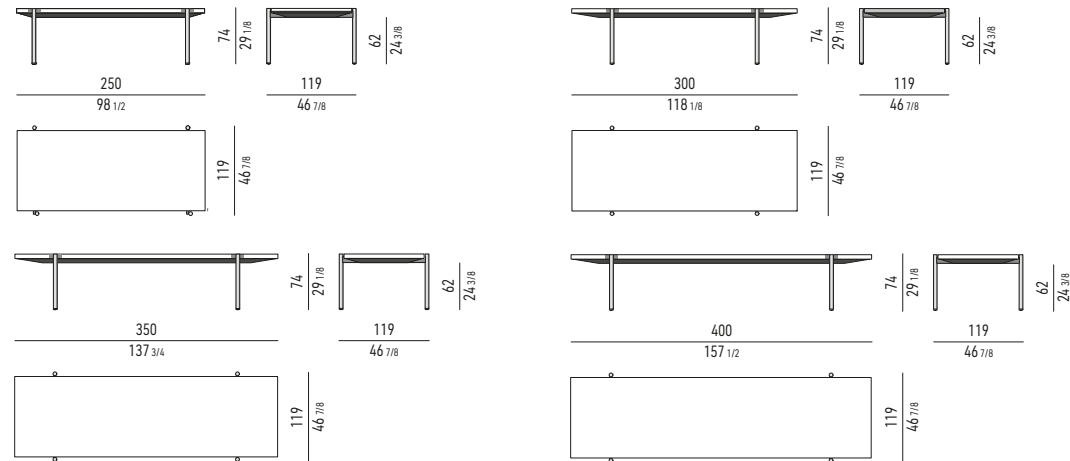


**SUPERQUADRA** MARCIO KOGAN | STUDIO MK27 DESIGN

**PIANO PALISSANDRO E MARMO | PALISANDER AND MARBLE TOP**



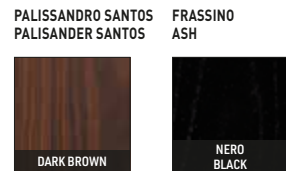
**PIANO LEGNO | WOOD TOP**



**PIANO TOP**



**PASSACAVI**  
CABLE HOLES



**GAMBE**  
LEGS

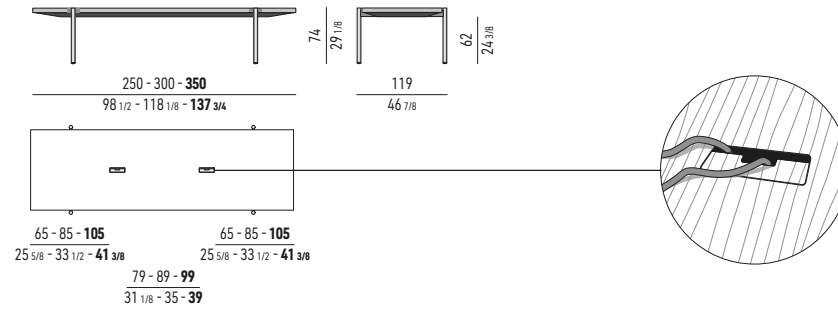


**N.B.:** il disegno si riferisce alla misura evidenziata in grassetto. Per i disegni di ogni singolo elemento, vi invitiamo a consultare il sito minotti.com.  
**N.B.:** the illustration shows the size indicated in bold type. Please see the minotti.com website for drawings of each individual piece.

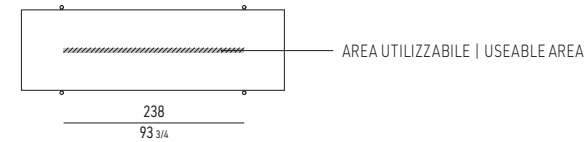
**PASSACAVI | CABLE HOLES** \_ A RICHIESTA - DISPONIBILE SOLO PER PIANO IN LEGNO | ON REQUEST - AVAILABLE ONLY FOR WOOD TOP

TAVOLO CM 350X119 - 2 FORI PASSACAVI  
TABLE CM 350X119 - 2 CABLE HOLES

**POSIZIONE PASSACAVI SUGGERITA | SUGGESTED CABLE HOLES POSITION**



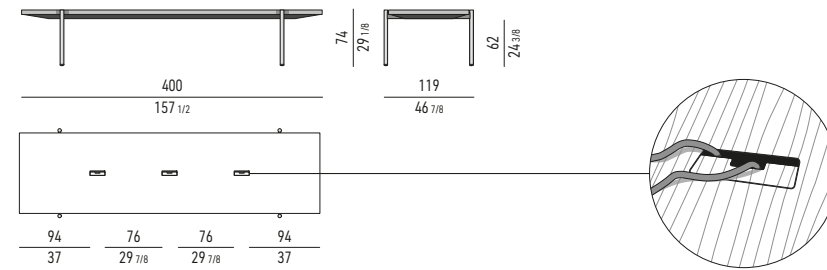
**POSIZIONE PASSACAVI PERSONALIZZABILE | CUSTOM CABLE HOLES POSITION**



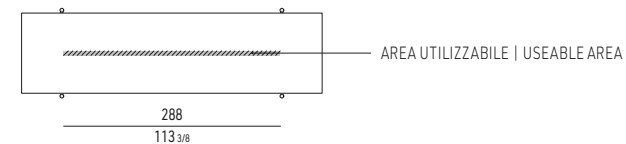
È POSSIBILE PERSONALIZZARE (PREVIA VERIFICA DELL'UFFICIO TECNICO) IL NUMERO E LA POSIZIONE DEI PASSACAVI, UTILIZZANDO ESCLUSIVAMENTE L'AREA RETINATA GRIGIA DEL DISEGNO.  
IT IS POSSIBLE TO CUSTOMIZE (AFTER VERIFICATION WITH THE TECHNICAL DEPARTMENT) THE NUMBER AND POSITION OF CABLE HOLES, ONLY WITHIN THE GRAY SCREENED AREA OF THE DRAWING.

TAVOLO CM 400X119 - 3 FORI PASSACAVI  
TABLE CM 400X119 - 3 CABLE HOLES

**POSIZIONE PASSACAVI SUGGERITA | SUGGESTED CABLE HOLES POSITION**



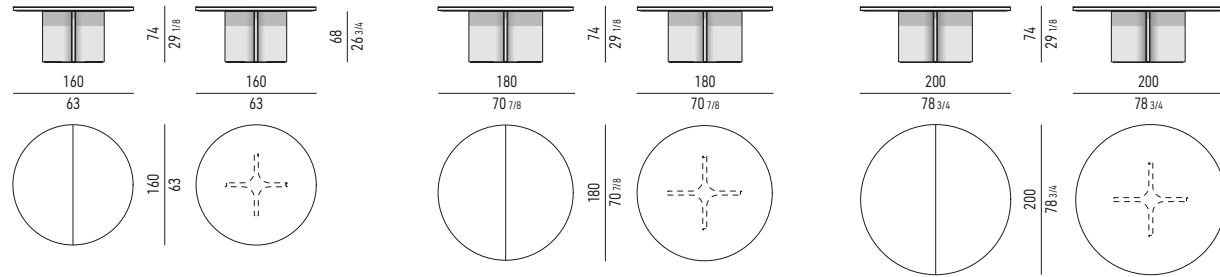
**POSIZIONE PASSACAVI PERSONALIZZABILE | CUSTOM CABLES HOLE POSITION**



È POSSIBILE PERSONALIZZARE (PREVIA VERIFICA DELL'UFFICIO TECNICO) IL NUMERO E LA POSIZIONE DEI PASSACAVI, UTILIZZANDO ESCLUSIVAMENTE L'AREA RETINATA GRIGIA DEL DISEGNO.  
IT IS POSSIBLE TO CUSTOMIZE (AFTER VERIFICATION WITH THE TECHNICAL DEPARTMENT) THE NUMBER AND POSITION OF CABLE HOLES, ONLY WITHIN THE GRAY SCREENED AREA OF THE DRAWING.

**MARVIN** RODOLFO DORDONI DESIGN

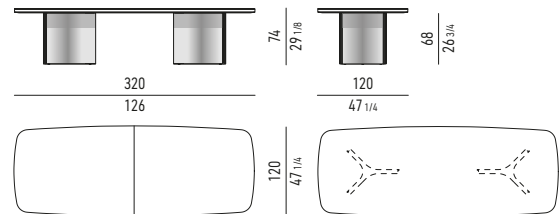
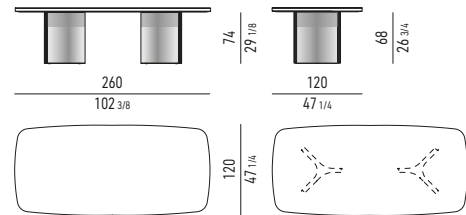
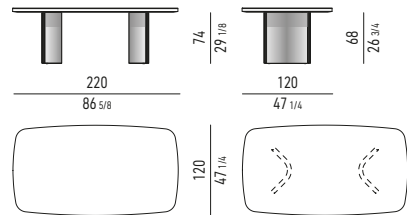
**PIANO MARMO | MARBLE TOP**



IL PIANO IN MARMO È DIVISO IN 2 PARTI  
THE TOP IN MARBLE IS DIVIDED INTO 2 PIECES

IL PIANO IN MARMO È DIVISO IN 2 PARTI  
THE TOP IN MARBLE IS DIVIDED INTO 2 PIECES

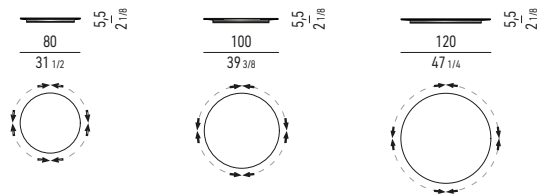
IL PIANO IN MARMO È DIVISO IN 2 PARTI  
THE TOP IN MARBLE IS DIVIDED INTO 2 PIECES



IL PIANO IN MARMO È DIVISO IN 2 PARTI  
THE TOP IN MARBLE IS DIVIDED INTO 2 PIECES

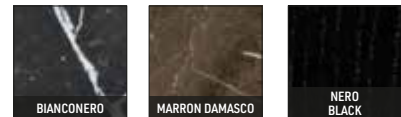
**MARVIN LAZY SUSAN**

**PIANO MARMO | MARBLE TOP**



**PIANO TOP**

**MARMO MARBLE**



**FRASSINO ASH**


**BASE BASE**

**METALLO LUCIDO POLISHED METAL ACCIAIO SATINATO SATIN STEEL**

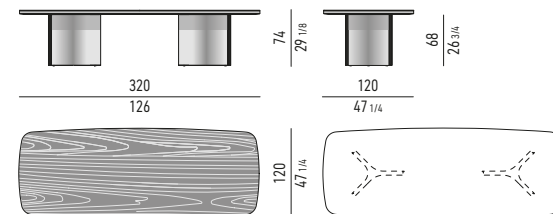
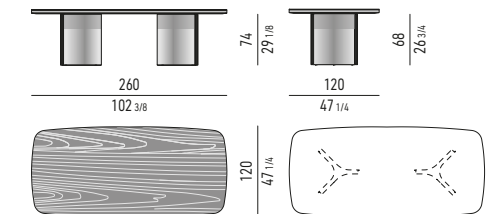
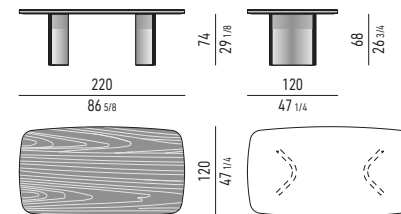
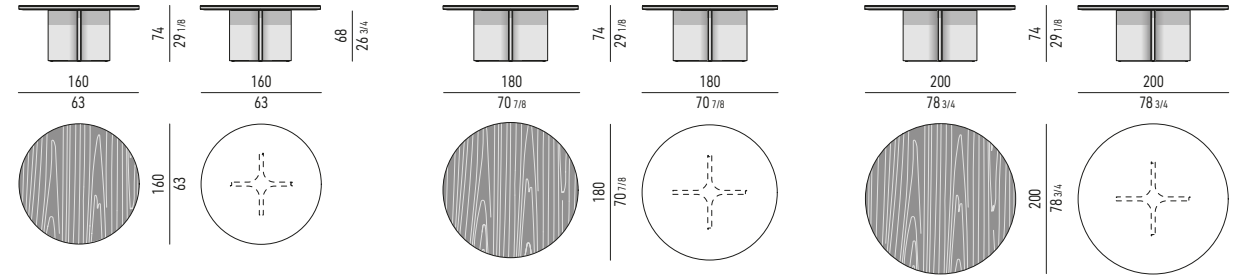


**MARVIN LAZY SUSAN**

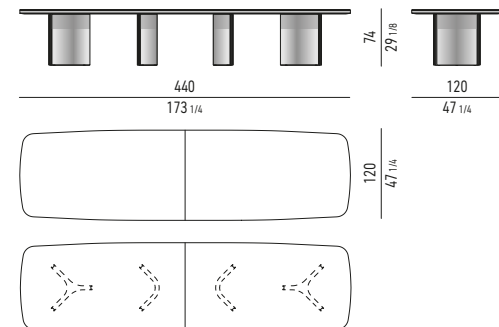
**MARMO MARBLE**



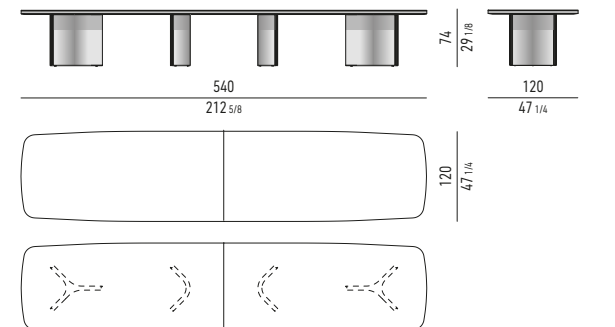
**PIANO FRASSINO | ASH TOP**



**ESEMPI DI TAVOLO SU MISURA - DISPONIBILI PER PIANO IN MARMO E LEGNO  
CUSTOM-MADE TABLE EXAMPLES - AVAILABLE FOR MARBLE AND WOOD TOP**



IL PIANO È SEMPRE DIVISO IN 2 PARTI  
THE TOP IS ALWAYS DIVIDED INTO 2 PIECES

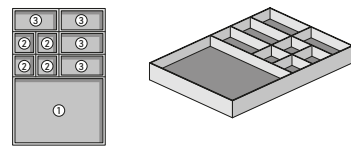
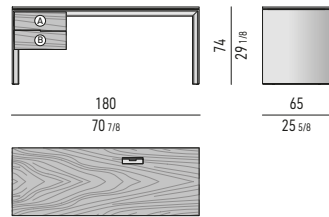


IL PIANO È SEMPRE DIVISO IN 2 PARTI  
THE TOP IS ALWAYS DIVIDED INTO 2 PIECES

## LINHA STUDIO MARCIO KOGAN | STUDIO MK27 DESIGN

SCRITTOIO CM **180X65 H74**  
WRITING DESK CM **180X65 H74**

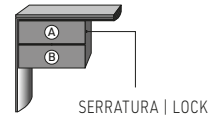
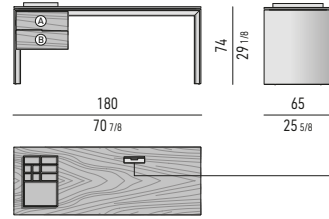
**VERSIONE SCRITTOIO**  
**WRITING DESK VERSION**



**VASSOIO PORTA OGGETTI | VALET TRAY: CM 33X48 H3,8**

Scomparto | section 1: cm 32x23,5 H3,3  
Scomparto | section 2: cm 7,5x7,5 H3,3  
Scomparto | section 3: cm 16x7,5 H3,3

**VERSIONE CON VASSOIO PORTAOGGETTI**  
**VERSION WITH VALET TRAY**



Nr. 2 cassetti che scorrono su guide a estrazione totale con chiusura Blumotion. Portata massima per cassetto Kg 40. Il cassetto **(A)** è dotato di serratura.

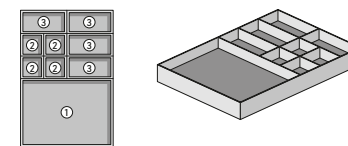
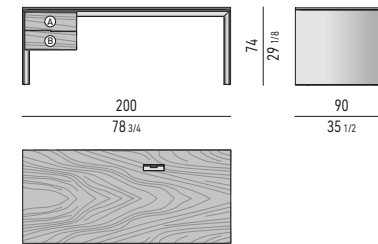
**Spazio utile interno cassetti**  
**(A):** cm 37x51 H8  
**(B):** cm 37x51 H11

Nr. 2 drawers that glide on fully extractable guides with Blumotion soft-close system. Maximum load per drawer is 40 Kg. The drawer **(A)** is equipped with a lock.

**Drawers internal dimension**  
**(A):** cm 37x51 H8  
**(B):** cm 37x51 H11

SCRITTOIO CM **200X90 H74**  
WRITING DESK CM **200X90 H74**

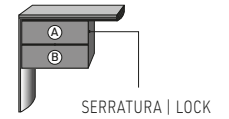
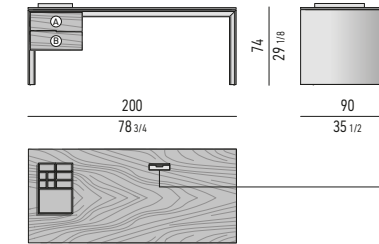
**VERSIONE SCRITTOIO**  
**WRITING DESK VERSION**



**VASSOIO PORTA OGGETTI | VALET TRAY: CM 33X48 H3,8**

Scomparto | section 1: cm 32x23,5 H3,3  
Scomparto | section 2: cm 7,5x7,5 H3,3  
Scomparto | section 3: cm 16x7,5 H3,3

**VERSIONE CON VASSOIO PORTAOGGETTI**  
**VERSION WITH VALET TRAY**



Nr. 2 cassetti che scorrono su guide a estrazione totale con chiusura Blumotion. Portata massima per cassetto Kg 40. Il cassetto **(A)** è dotato di serratura.

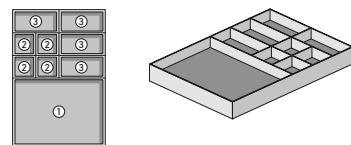
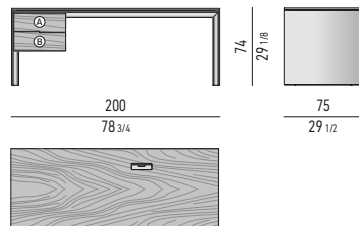
**Spazio utile interno cassetti**  
**(A):** cm 37x56 H8  
**(B):** cm 37x56 H11

Nr. 2 drawers that glide on fully extractable guides with Blumotion soft-close system. Maximum load per drawer is 40 Kg. The drawer **(A)** is equipped with a lock.

**Drawers internal dimension**  
**(A):** cm 37x56 H8  
**(B):** cm 37x56 H11

SCRITTOIO CM **200X75 H74**  
WRITING DESK CM **200X75 H74**

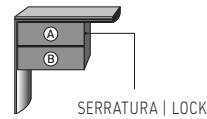
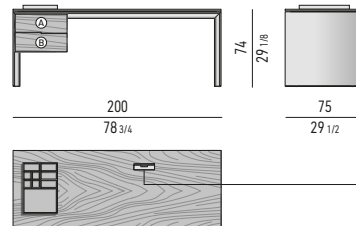
**VERSIONE SCRITTOIO**  
**WRITING DESK VERSION**



**VASSOIO PORTA OGGETTI | VALET TRAY: CM 33X48 H3,8**

Scomparto | section 1: cm 32x23,5 H3,3  
Scomparto | section 2: cm 7,5x7,5 H3,3  
Scomparto | section 3: cm 16x7,5 H3,3

**VERSIONE CON VASSOIO PORTAOGGETTI**  
**VERSION WITH VALET TRAY**



Nr. 2 cassetti che scorrono su guide a estrazione totale con chiusura Blumotion. Portata massima per cassetto Kg 40. Il cassetto **(A)** è dotato di serratura.

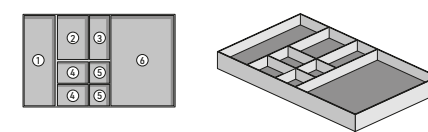
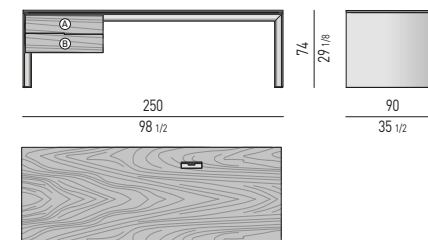
**Spazio utile interno cassetti**  
**(A):** cm 37x56 H8  
**(B):** cm 37x56 H11

Nr. 2 drawers that glide on fully extractable guides with Blumotion soft-close system. Maximum load per drawer is 40 Kg. The drawer **(A)** is equipped with a lock.

**Drawers internal dimension**  
**(A):** cm 37x56 H8  
**(B):** cm 37x56 H11

SCRITTOIO CM **250X90 H74**  
WRITING DESK CM **250X90 H74**

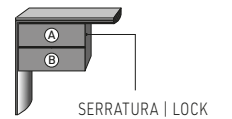
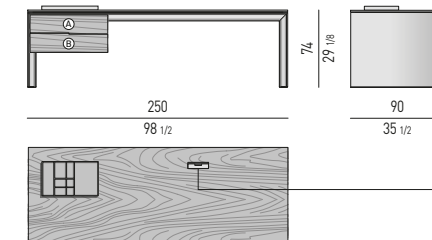
**VERSIONE SCRITTOIO**  
**WRITING DESK VERSION**



**VASSOIO PORTA OGGETTI | VALET TRAY: CM 54X33 H3,8**

Scomparto | section 1: cm 11x32 H3,3  
Scomparto | section 2: cm 11x16 H3,3  
Scomparto | section 3: cm 7x16 H3,3  
Scomparto | section 4: cm 11x7,5 H3,3  
Scomparto | section 5: cm 7x7,5 H3,3  
Scomparto | section 6: cm 22,5x32 H3,3

**VERSIONE CON VASSOIO PORTAOGGETTI**  
**VERSION WITH VALET TRAY**



Nr. 2 cassetti che scorrono su guide a estrazione totale con chiusura Blumotion. Portata massima per cassetto Kg 40. Il cassetto **(A)** è dotato di serratura.

**Spazio utile interno cassetti**  
**(A):** cm 61x56 H8  
**(B):** cm 61x56 H12

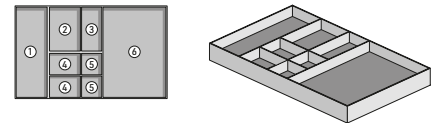
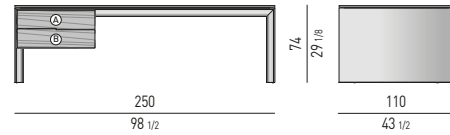
Nr. 2 drawers that glide on fully extractable guides with Blumotion soft-close system. Maximum load per drawer is 40 Kg.

The drawer **(A)** is equipped with a lock.

**Drawers internal dimension**  
**(A):** cm 61x56 H8  
**(B):** cm 61x56 H12

SCRITTOIO CM 250X110 H74  
WRITING DESK CM 250X110 H74

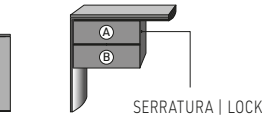
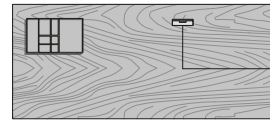
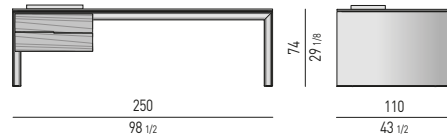
VERSIONE SCRITTOIO  
WRITING DESK VERSION



VASSOIO PORTA OGGETTI | VALET TRAY: CM 54X33 H3,8

- Scomparto | section 1: cm 11x32 H3,3
- Scomparto | section 2: cm 11x16 H3,3
- Scomparto | section 3: cm 7x16 H3,3
- Scomparto | section 4: cm 11x7,5 H3,3
- Scomparto | section 5: cm 7x7,5 H3,3
- Scomparto | section 6: cm 22,5x32 H3,3

VERSIONE CON VASSOIO PORTAOGGETTI  
VERSION WITH VALET TRAY

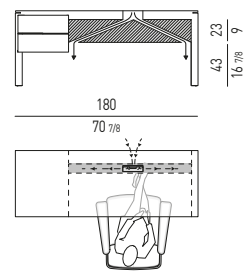


Nr. 2 cassetti che scorrono su guide a estrazione totale con chiusura Blumotion. Portata massima per cassetto Kg 40. Il cassetto (A) è dotato di serratura.  
**Spazio utile interno cassetti**  
(A): cm 61x56 H8  
(B): cm 61x56 H12

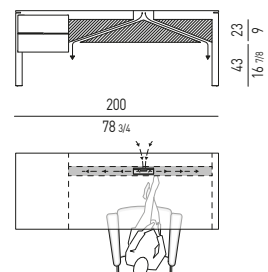
Nr. 2 drawers that glide on fully extractable guides with Blumotion soft-close system. Maximum load per drawer is 40 Kg. The drawer (A) is equipped with a lock.  
**Drawers internal dimension**  
(A): cm 61x56 H8  
(B): cm 61x56 H12

POSIZIONE PANNELLO DI CORTESIA E CAVI | MODESTY PANEL AND CABLES POSITION

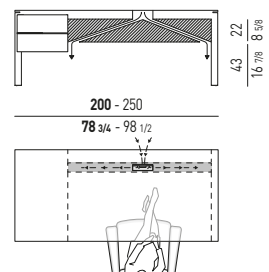
SCRITTOIO CM 180X65 H74  
WRITING DESK CM 180X65 H74



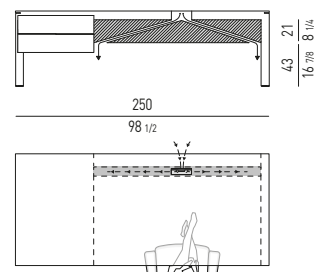
SCRITTOIO CM 200X75 H74  
WRITING DESK CM 200X75 H74



SCRITTOIO CM 200X90 - 250X90 H74  
WRITING DESK CM 200X90 - 200X90 H74




SCRITTOIO CM 250X110 H74  
WRITING DESK CM 250X110 H74



CASSETTI | DRAWERS


STRUTTURA  
STRUCTURE

PALISSANDRO SANTOS  
PALISANDER SANTOS



MANIGLIE  
HANDLES


ALLUMINIO  
ALUMINIUM



VASSOIO PORTAOGGETTI | VALET TRAY

STRUTTURA  
STRUCTURE

METALLO  
METAL




FONDO  
BOTTOM

CUOIO  
SADDLE-HIDE




PASSACAVI  
CABLE HOLE

LEGNO  
WOOD




PIANO E PANNELLO DI CORTESIA  
TOP AND COURTESY PANEL

PALISSANDRO SANTOS  
PALISANDER SANTOS



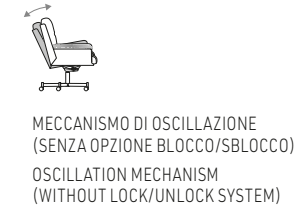
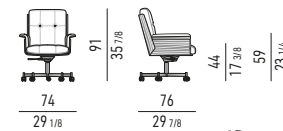
STRUTTURA  
STRUCTURE

LEGNO  
WOOD

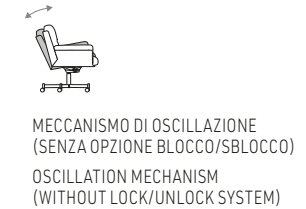
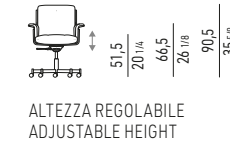
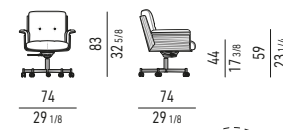


DAIKI STUDIO MARCIO KOGAN | STUDIO MK27 DESIGN

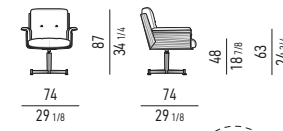
POLTRONA "EXECUTIVE" CON BASE E RUOTE  
"EXECUTIVE" ARMCHAIR WITH BASE AND CASTERS



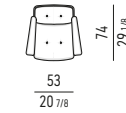
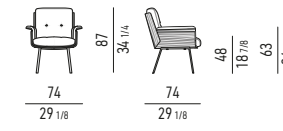
POLTRONA CON BASE E RUOTE  
ARMCHAIR WITH BASE AND CASTERS



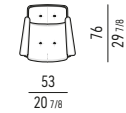
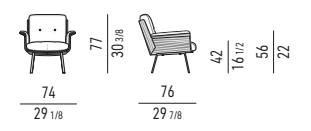
POLTRONA CON BASE E PIEDINI  
ARMCHAIR WITH BASE AND FEET



POLTRONA "LEGS"  
"LEGS" ARMCHAIR




POLTRONA "LEGS LOUNGE"  
"LEGS LOUNGE" ARMCHAIR




POLTRONE "LEGS" | "LEGS" ARMCHAIRS

STRUTTURA  
STRUCTURE

FRASSINO FIAMMATO  
FLAMED ASH




PALISSANDRO SANTOS  
PALISANDER SANTOS




BASI  
BASES

ACCIAIO LUCIDO  
POLISHED STEEL



GAMBE  
LEGS

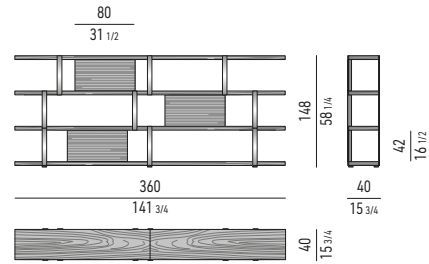
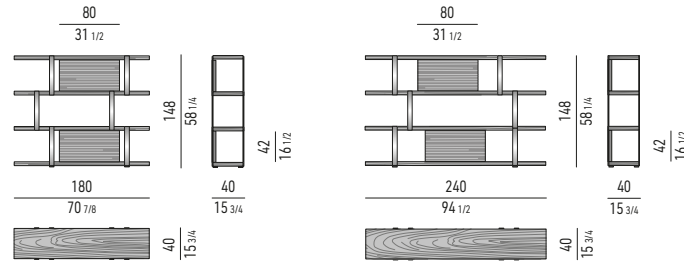
ALLUMINIO LUCIDO  
POLISHED ALUMINIUM





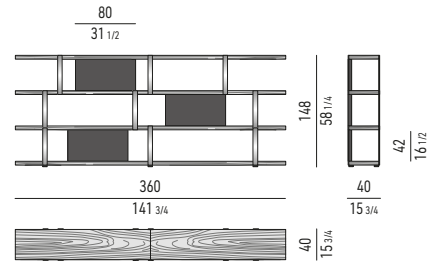
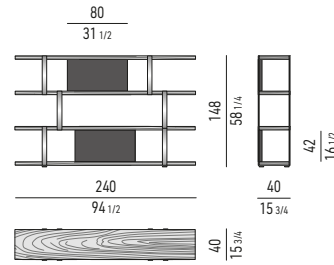
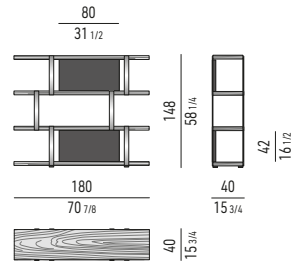
# DALTON CHROME (UPDATE) RODOLFO DORDONI DESIGN

## RIPIANI PALISSANDRO SANTOS DARK BROWN | PALISANDER SANTOS DARK BROWN SHELVES



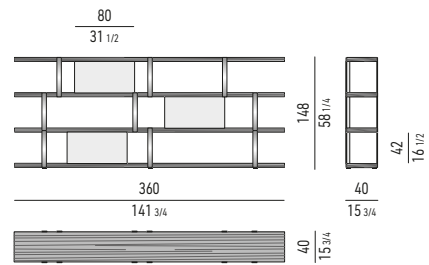
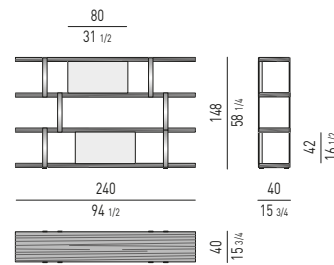
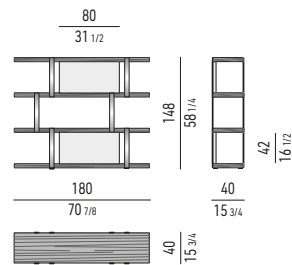
**N.B.:** I RIPIANI IN PALISSANDRO SANTOS SONO DIVISI IN DUE PARTI.  
**N.B.:** THE SHELVES IN PALISANDER SANTOS ARE DIVIDED INTO TWO PIECES.

## RIPIANI PALISSANDRO SANTOS | PALISANDER SANTOS SHELVES




**N.B.:** I RIPIANI IN PALISSANDRO SANTOS SONO DIVISI IN DUE PARTI.  
**N.B.:** THE SHELVES IN PALISANDER SANTOS ARE DIVIDED INTO TWO PIECES.

## RIPIANI ROVERE | OAK SHELVES



### RIPIANI SCHIENALI BACK PANELS

PALISSANDRO SANTOS  
PALISANDER SANTOS



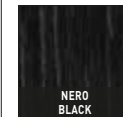
### RIPIANI SCHIENALI BACK PANELS

PALISSANDRO SANTOS LACCATO LUCIDO  
PALISANDER SANTOS GLOSSY LACQUERED



### RIPIANI SHELVES

ROVERE  
OAK



### SCHIENALI BACK PANELS

LACCATO LUCIDO  
GLOSSY LACQUERED



### SUPPORTI VERTICALI VERTICAL SUPPORTS

METALLO  
METAL

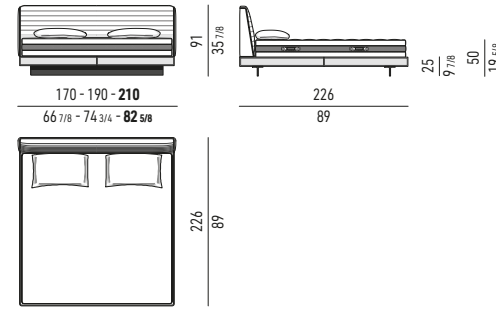


**N.B.:** il disegno si riferisce alla misura evidenziata in grassetto. Per i disegni di ogni singolo elemento, vi invitiamo a consultare il sito minotti.com.  
**N.B.:** the illustration shows the size indicated in bold type. Please see the minotti.com website for drawings of each individual piece.

# ROGER BED / ROGER BED HIGH RODOLFO DORDONI DESIGN

## ROGER BED

LETTO CM 170X226 - 190X226 - **210X226**  
 BED CM 170X226 - 190X226 - **210X226**

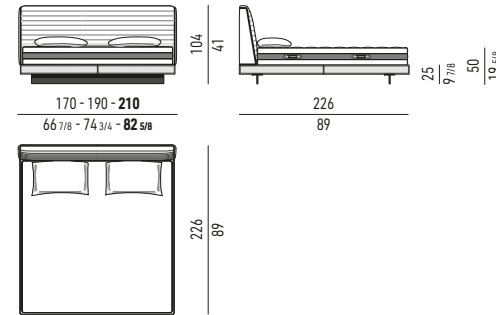


**MATERASSO:** CM 160X200 - 180X200 - **200X200**  
**MATTRESS:** 63 X 78 3/4 - 70 7/8 X 78 3/4 - **78 3/4 X 78 3/4**

**N.B.:** POSSIBILITÀ DI SOMMIER INTERO O DIVISO / AVAILABLE WITH ONE PIECE OR TWO PIECES SOMMIER

## ROGER BED HIGH

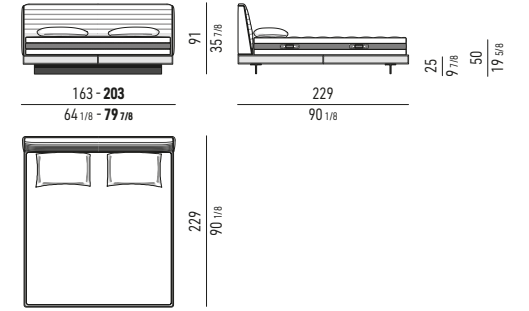
LETTO CM 170X226 - 190X226 - **210X226**  
 BED CM 170X226 - 190X226 - **210X226**



**MATERASSO:** CM 160X200 - 180X200 - **200X200**  
**MATTRESS:** 63 X 78 3/4 - 70 7/8 X 78 3/4 - **78 3/4 X 78 3/4**

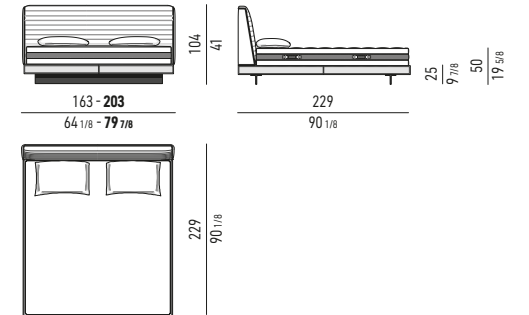
**N.B.:** POSSIBILITÀ DI SOMMIER INTERO O DIVISO / AVAILABLE WITH ONE PIECE OR TWO PIECES SOMMIER

LETTO QUEEN SIZE - **KING SIZE** CM 163X229 - **203X229**  
 BED QUEEN SIZE - **KING SIZE** CM 163X229 - **203X229**



**MATERASSO:** CM 153X203 - **193X203**  
**MATTRESS:** 60 1/4 X 79 7/8 - **76 X 79 7/8**

LETTO QUEEN SIZE - **KING SIZE** CM 163X229 - **203X229**  
 BED QUEEN SIZE - **KING SIZE** CM 163X229 - **203X229**

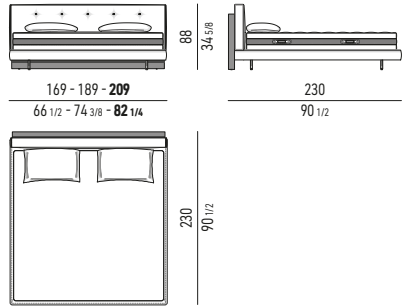


**MATERASSO:** CM 153X203 - **193X203**  
**MATTRESS:** 60 1/4 X 79 7/8 - **76 X 79 7/8**

## BRASILIA BED / BRASILIA SOFT BED MARCIO KOGAN | STUDIO MK27 DESIGN

### BRASILIA BED

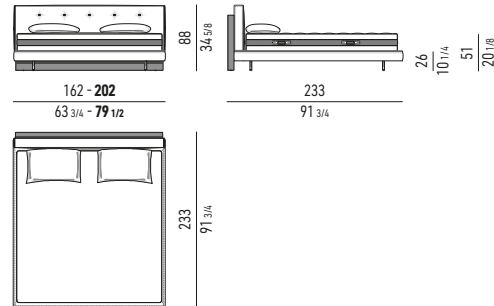
SOMMIER E TESTATA CM 169X230 - 189X230 - **209X230**  
SOMMIER AND HEADBOARD CM 169X230 - 189X230 - **209X230**



**MATERASSO:** CM 160X200 - 180X200 - **200X200**  
**MATTRESS:** 63 X 78<sup>3/4</sup> - 70<sup>7/8</sup> X 78<sup>3/4</sup> - **78<sup>3/4</sup> X 78<sup>3/4</sup>**

**N.B.:** POSSIBILITÀ DI SOMMIER INTERO O DIVISO / AVAILABLE WITH ONE PIECE OR TWO PIECES SOMMIER

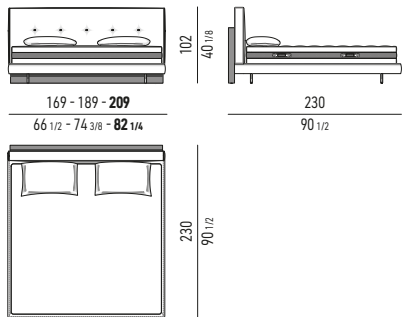
SOMMIER E TESTATA QUEEN SIZE - **KING SIZE** CM 162X233 - **202X233**  
SOMMIER AND HEADBOARD QUEEN SIZE - **KING SIZE** CM 162X233 - **202X233**



**MATERASSO:** CM 153X203 - **193X203**  
**MATTRESS:** 60<sup>1/4</sup> X 79<sup>7/8</sup> - **76 X 79<sup>7/8</sup>**

### BRASILIA BED HIGH

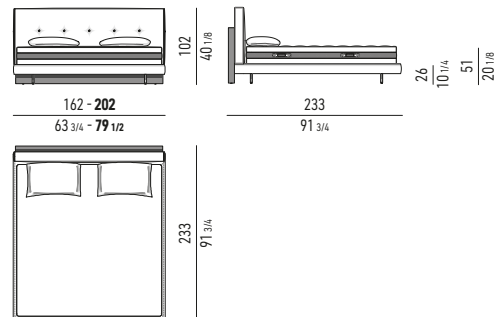
SOMMIER E TESTATA CM 169X230 - 189X230 - **209X230**  
SOMMIER AND HEADBOARD CM 169X230 - 189X230 - **209X230**



**MATERASSO:** CM 160X200 - 180X200 - **200X200**  
**MATTRESS:** 63 X 78<sup>3/4</sup> - 70<sup>7/8</sup> X 78<sup>3/4</sup> - **78<sup>3/4</sup> X 78<sup>3/4</sup>**

**N.B.:** POSSIBILITÀ DI SOMMIER INTERO O DIVISO / AVAILABLE WITH ONE PIECE OR TWO PIECES SOMMIER

SOMMIER E TESTATA QUEEN SIZE - **KING SIZE** CM 162X233 - **202X233**  
SOMMIER AND HEADBOARD QUEEN SIZE - **KING SIZE** CM 162X233 - **202X233**

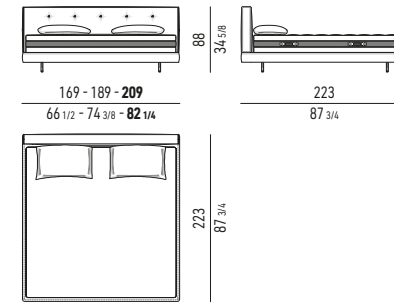


**MATERASSO:** CM 153X203 - **193X203**  
**MATTRESS:** 60<sup>1/4</sup> X 79<sup>7/8</sup> - **76 X 79<sup>7/8</sup>**

**N.B.:** il disegno si riferisce alla misura evidenziata in grassetto. Per i disegni di ogni singolo elemento, vi invitiamo a consultare il sito minotti.com.  
**N.B.:** the illustration shows the size indicated in bold type. Please see the minotti.com website for drawings of each individual piece.

### BRASILIA SOFT BED

LETTO CM 169X223 - 189X223 - **209X223**  
BED CM 169X223 - 189X223 - **209X223**

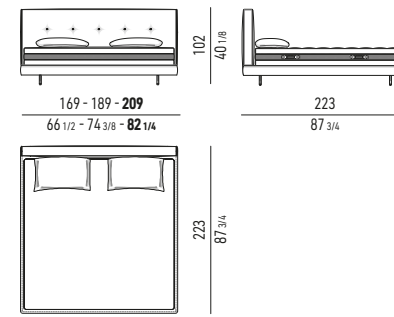


**MATERASSO:** CM 160X200 - 180X200 - **200X200**  
**MATTRESS:** 63 X 78<sup>3/4</sup> - 70<sup>7/8</sup> X 78<sup>3/4</sup> - **78<sup>3/4</sup> X 78<sup>3/4</sup>**

**N.B.:** POSSIBILITÀ DI SOMMIER INTERO O DIVISO / AVAILABLE WITH ONE PIECE OR TWO PIECES SOMMIER

### BRASILIA SOFT BED HIGH

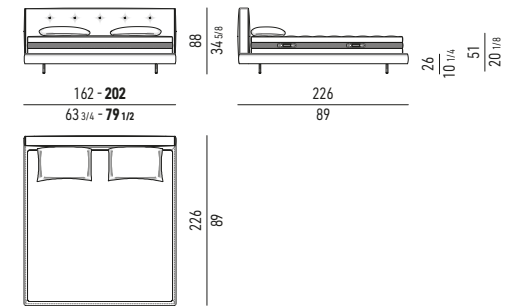
LETTO CM 169X223 - 189X223 - **209X223**  
BED CM 169X223 - 189X223 - **209X223**



**MATERASSO:** CM 160X200 - 180X200 - **200X200**  
**MATTRESS:** 63 X 78<sup>3/4</sup> - 70<sup>7/8</sup> X 78<sup>3/4</sup> - **78<sup>3/4</sup> X 78<sup>3/4</sup>**

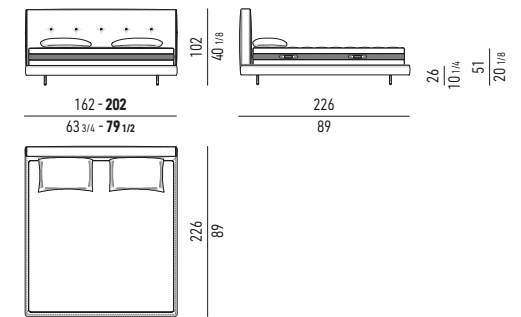
**N.B.:** POSSIBILITÀ DI SOMMIER INTERO O DIVISO / AVAILABLE WITH ONE PIECE OR TWO PIECES SOMMIER

LETTO QUEEN SIZE - **KING SIZE** CM 162X226 - **202X226**  
BED QUEEN SIZE - **KING SIZE** CM 162X226 - **202X226**



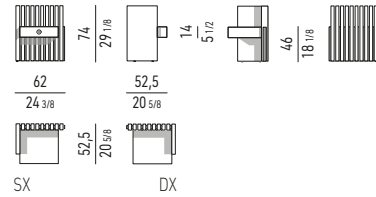
**MATERASSO:** CM 153X203 - **193X203**  
**MATTRESS:** 60<sup>1/4</sup> X 79<sup>7/8</sup> - **76 X 79<sup>7/8</sup>**

LETTO QUEEN SIZE - **KING SIZE** CM 162X226 - **202X226**  
BED QUEEN SIZE - **KING SIZE** CM 162X226 - **202X226**



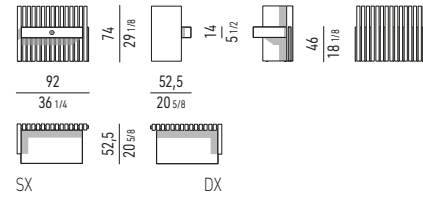
**MATERASSO:** CM 153X203 - **193X203**  
**MATTRESS:** 60<sup>1/4</sup> X 79<sup>7/8</sup> - **76 X 79<sup>7/8</sup>**

## ELEMENTI COMPLEMENTARI PER LA TESTATA | HEADBOARD ADDITIONAL ACCESSORIES

ELEMENTO SMALL CON CASSETTO  
SMALL ELEMENT WITH DRAWER

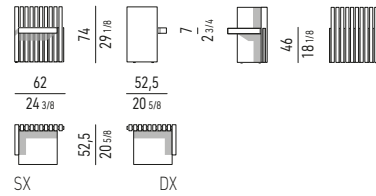
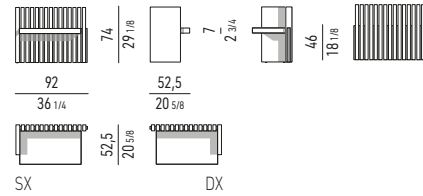
Cassetto che scorre su guide a estrazione totale con chiusura Blumotion. Portata massima Kg 40.  
**Spazio utile interno cassetto:** cm 39x31 H5

Drawer that glides on fully extractable guides with Blumotion soft-close system. Maximum load is 40 Kg.  
**Drawer internal dimension:** cm 39x31 H5



ELEMENTO LARGE CON CASSETTO  
LARGE ELEMENT WITH DRAWER

Cassetto che scorre su guide a estrazione totale con chiusura Blumotion. Portata massima Kg 40.  
**Spazio utile interno cassetto:** cm 69x31 H5


Drawer that glides on fully extractable guides with Blumotion soft-close system. Maximum load is 40 Kg.  
**Drawer internal dimension:** cm 69x31 H5

ELEMENTO SMALL CON RIPIANO  
SMALL ELEMENT WITH SHELFELEMENTO LARGE CON RIPIANO  
LARGE ELEMENT WITH SHELFTESTATA/DOGHE/FIANCHI/MENSOLE  
HEADBOARD/SLATS/SIDES/SHELVES


PALISSANDRO SANTOS ROVERE  
PALISANDER SANTOS OAK

CASSETTI-INTERNI ED ESTERNI  
DRAWERS-INTERNAL AND EXTERNAL


PALISSANDRO SANTOS ROVERE  
PALISANDER SANTOS OAK

MANIGLIE  
HANDLES


ALLUMINIO LUCIDO  
POLISHED ALUMINIUM

PIEDI  
FEET


METALLO SATINATO  
SATIN METAL

PUNTALE  
TIP



METALLO LUCIDO  
POLISHED METAL

STRUTTURA  
STRUCTURE


PALISSANDRO SANTOS ROVERE  
PALISANDER SANTOS OAK

CASSETTO-INTERNO ED ESTERNO  
DRAWER-INTERNAL AND EXTERNAL

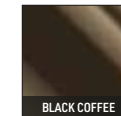
PALISSANDRO SANTOS ROVERE  
PALISANDER SANTOS OAK

MANIGLIA  
HANDLE

ALLUMINIO LUCIDO  
POLISHED ALUMINIUM

BASE  
BASE

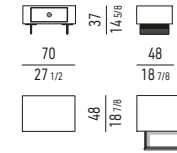
ALLUMINIO LUCIDO  
POLISHED ALUMINIUM



**N.B.:** il disegno si riferisce alla misura evidenziata in grassetto. Per i disegni di ogni singolo elemento, vi invitiamo a consultare il sito minotti.com.  
**N.B.:** the illustration shows the size indicated in bold type. Please see the minotti.com website for drawings of each individual piece.

## BRASILIA MARCIO KOGAN | STUDIO MK27 DESIGN

## COMODINO | NIGHTSTAND

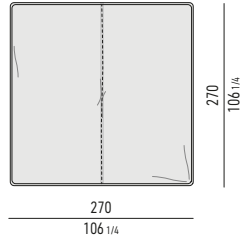


Cassetto che scorre su guide a estrazione totale con chiusura Blumotion. Portata massima Kg 40.  
**Spazio utile interno cassetto:** cm 43X36 H11

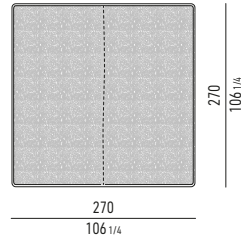
Drawer that glides on fully extractable guides with Blumotion soft-close system. Maximum load is 40 Kg.  
**Drawer internal dimension:** cm 43X36 H11

## CANVAS BEDSPREAD MINOTTI STUDIO DESIGN

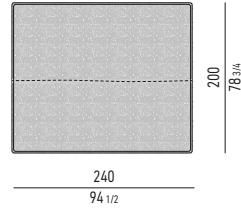
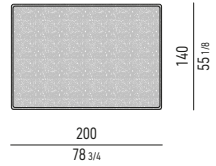
LATO TESSUTO **CANVAS**  
CANVAS FABRIC SIDE



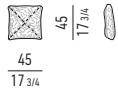
LATO LANA **CACHEMIRE**  
CACHEMIRE WOOL SIDE



## ROGER THROW MINOTTI STUDIO DESIGN



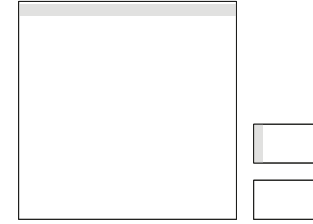
## SHEARLING (UPDATE) RODOLFO DORDONI DESIGN



NEW 2021 COLOUR

## SHEET AND PILLOW-CASE

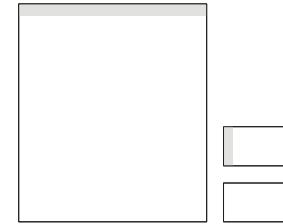
LENZUOLA CM **290X290**  
SHEET SETS CM **290X290**



Lenzuola adatte per materassi H18, H20e H25 da:  
**cm 200X200, 193X203 - KING SIZE**  
Federe cuscino per coppia di guanciali: **cm 80x45**

Sheet sets suitable for H18, H20 and H25 mattresses:  
**cm 200X200, 193X203 - KING SIZE**  
Pillow-cases for couple of pillows: **cm 80x45**

LENZUOLA CM **250X290**  
SHEET SETS CM **250X290**



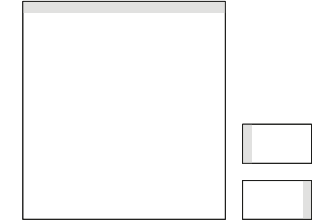
Lenzuola adatte per materassi H18, H20 e H25 da:  
**cm 160x200**  
Federe cuscino per coppia di guanciali: **cm 80x45**

Sheet sets suitable for H18, H20 and H25 mattresses:  
**cm 160x200**  
Pillow-cases for couple of pillows: **cm 80x45**

LENZUOLA E FEDERE IN RASO DI COTONE  
CATTON SATEEN SHEET AND PILLOW-CASE




LENZUOLA CM **270X290**  
SHEET SETS CM **270X290**



Lenzuola adatte per materassi H18, H20 e H25 da:  
**cm 180x200**  
Federe cuscino per coppia di guanciali: **cm 80x45**

Sheet sets suitable for H18, H20 and H25 mattresses:  
**cm 180x200**  
Pillow-cases for couple of pillows: **cm 80x45**

LENZUOLA CM **240X290**  
SHEET SETS CM **240X290**



Lenzuola adatte per materassi H18, H20 e H25 da:  
**cm 153X203 - QUEEN SIZE**  
Federe cuscino per coppia di guanciali: **cm 60X40**

Sheet sets suitable for H18, H20 and H25 mattresses:  
**cm 153X203 - QUEEN SIZE**  
Pillow-cases for couple of pillows: **cm 60X40**

LENZUOLA E FEDERE IN LINO  
LINEN SHEET AND PILLOW-CASE



**DIBBETS CIRCLE** MINOTTI STUDIO DESIGN

TAPPETO CM 600X300 - 236 1/4X118 1/8  
RUG CM 600X300 - 236 1/4X118 1/8



COD. CIR6X3CA



COD. CIR6X3CB



COD. CIR6X3CC



COD. CIR6X3CD




COD. CIR6X3CE




COD. CIR6X3CF




COD. CIR6X3CG



COD. CIR6X3CH



COD. CIR6X3CI



COD. CIR6X3CL


TAPPETO CM 500X250 - 196 7/8X98 1/2  
RUG CM 500X250 - 196 7/8X98 1/2



COD. CIR5X25CA



COD. CIR5X25CB



COD. CIR5X25CC



COD. CIR5X25CD



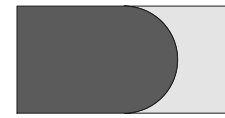
COD. CIR5X25CE




COD. CIR5X25CF




COD. CIR5X25CG



COD. CIR5X25CH



COD. CIR5X25CI



COD. CIR5X25CL

TAPPETO CM 400X250 - 157 1/2X98 1/2  
RUG CM 400X250 - 157 1/2X98 1/2



COD. CIR4X25CA



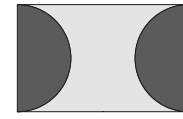
COD. CIR4X25CB



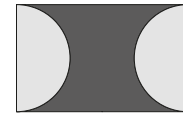
COD. CIR4X25CC



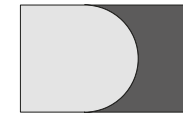
COD. CIR4X25CD



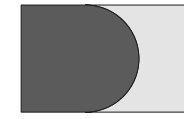
COD. CIR4X25CE




COD. CIR4X25CF




COD. CIR4X25CG



COD. CIR4X25CH

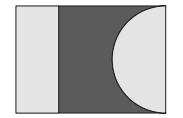


COD. CIR4X25CI

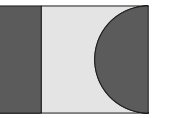


COD. CIR4X25CL


TAPPETO CM 350X250 - 137 3/4X98 1/2  
RUG CM 350X250 - 137 3/4X98 1/2



COD. CIR35X25CA



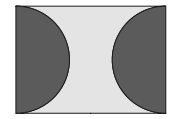
COD. CIR35X25CB



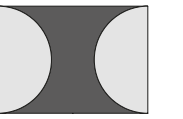
COD. CIR35X25CC



COD. CIR35X25CD



COD. CIR35X25CE




COD. CIR35X25CF




COD. CIR35X25CG



COD. CIR35X25CH



COD. CIR35X25CI

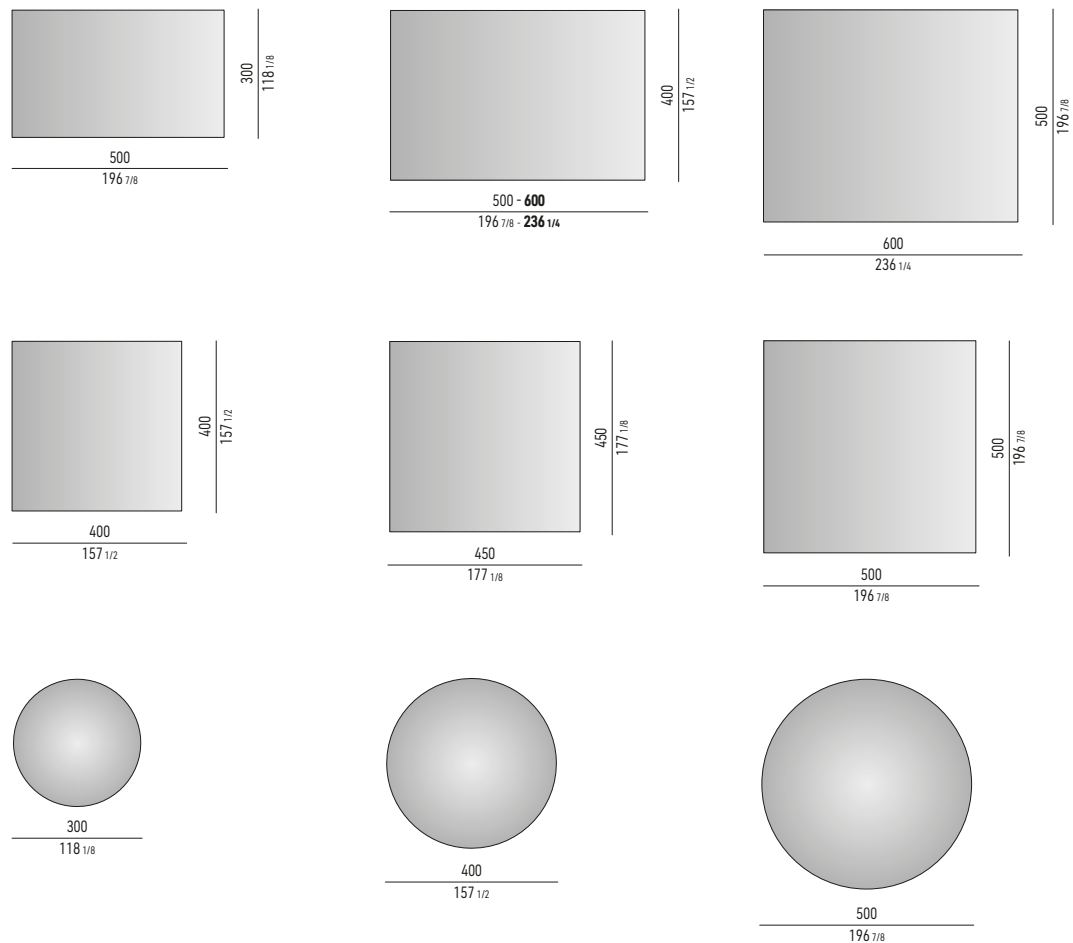


COD. CIR35X25CL


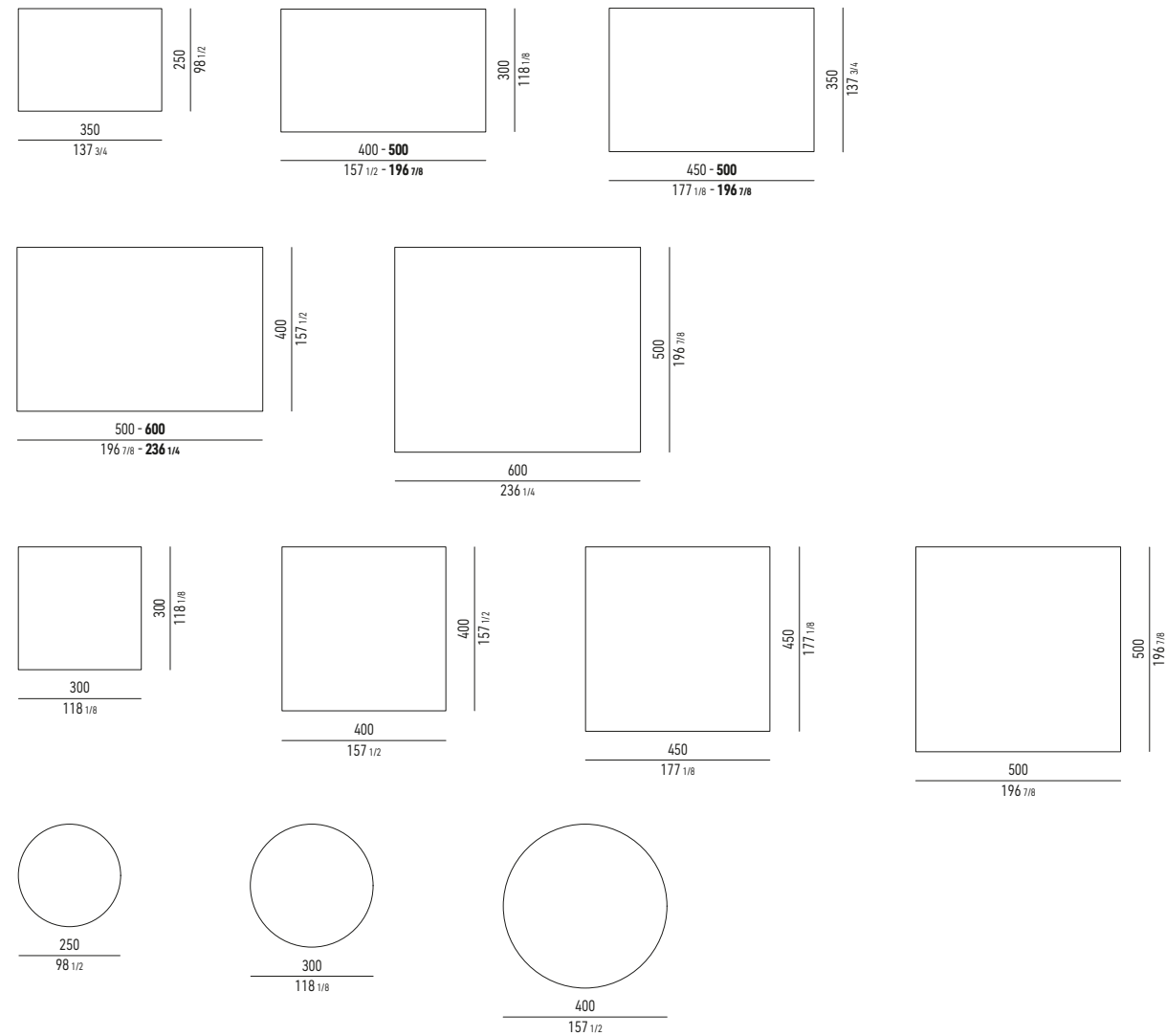


CENERE | ASH

**WISP RAINBOW** MINOTTI STUDIO DESIGN



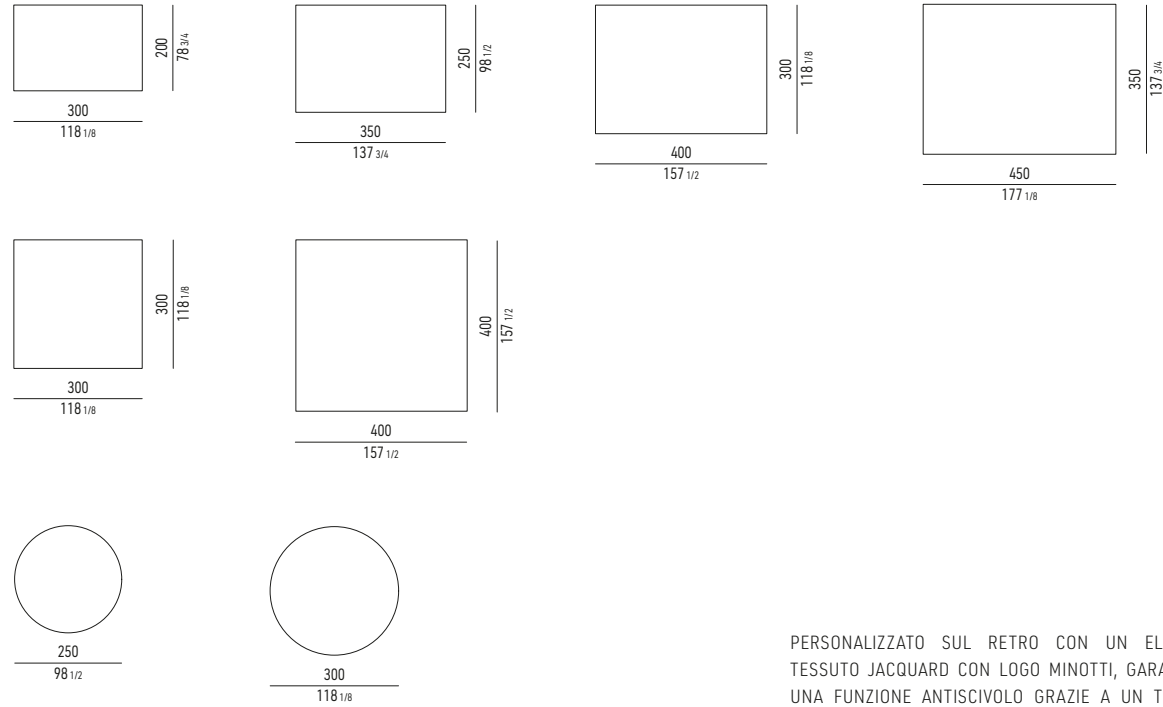
**OSAKA (UPDATE)** MINOTTI STUDIO DESIGN



NEW 2021 COLOURS


**N.B.:** il disegno si riferisce alla misura evidenziata in grassetto. Per i disegni di ogni singolo elemento, vi invitiamo a consultare il sito minotti.com.  
**N.B.:** the illustration shows the size indicated in bold type. Please see the minotti.com website for drawings of each individual piece.

**ALPS (UPDATE)** MINOTTI STUDIO DESIGN



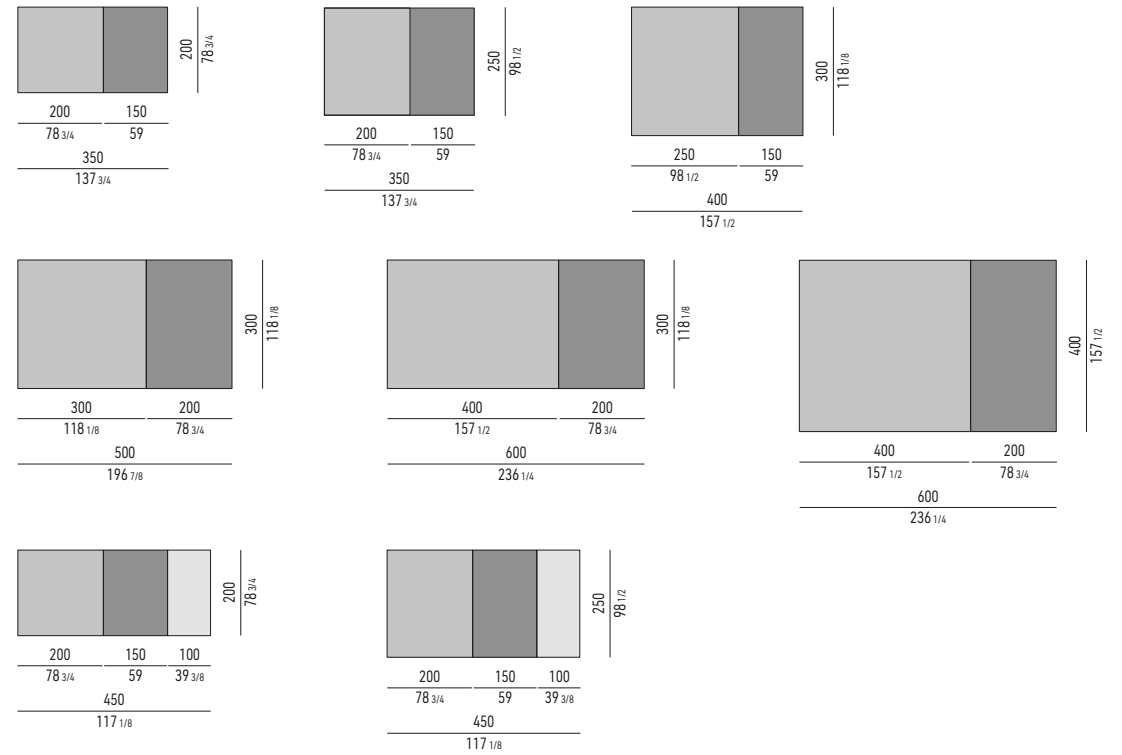
PERSONALIZZATO SUL RETRO CON UN ELEGANTE TESSUTO JACQUARD CON LOGO MINOTTI, GARANTISCE UNA FUNZIONE ANTISCIVOLO GRAZIE A UN TESSUTO TECNICO DI COTONE STAMPATO CON MICRO PARTICELLE DI SILICONE.

PERSONALISED ON THE BACK WITH AN ELEGANT JACQUARD FABRIC FEATURING THE MINOTTI LOGO, IT GUARANTEES ANTI-SLIP PROPERTIES, THANKS TO A TECHNICAL PRINTED COTTON FABRIC WITH MICRO-PARTICLES OF SILICONE.



NEW 2021 COLOUR

**DIBBETS FLAG (UPDATE)** RODOLFO DORDONI DESIGN



**PEWTER / STONE**

PELTRO PEWTER STONE



**TITANIUM / PETROLEUM**

TITANIO 1510 PETROLIO 1531 TITANIUM 1510 PETROLEUM 1531




**TITANIUM / ICE**

TITANIO 1510 GHIACCIO 1507 TITANIUM 1510 ICE 1507



**ARDESIA - PEARL / CHARCOAL**

PERLA PEARL CARBONE CHARCOAL



**PEWTER / CORTEN**

PELTRO PEWTER CORTEN 1516



NEW 2021 COLOUR

**OCEAN**

BLU OCEANO OCEAN BLUE NERO 1536 BLACK 1536 ECRU



**PEWTER**

PELTRO PEWTER STONE CORTEN 1516



**ICE**

GHIACCIO 1507 ICE 1507 STONE PELTRO PEWTER



**TITANIUM**

TITANIO 1510 PETROLIO 1531 GHIACCIO 1507 TITANIUM 1510 PETROLEUM 1531 ICE 1507



**CARBON**

NERO 1536 BLACK 1536 PELTRO PEWTER STONE



**STONE**

STONE GHIACCIO 1507 ICE 1507 PELTRO PEWTER



# TECHNICAL DATA / OUTDOOR

**N.B.:** il disegno si riferisce alla misura evidenziata in grassetto. Per i disegni di ogni singolo elemento, vi invitiamo a consultare il sito minotti.com.  
**N.B.:** the illustration shows the size indicated in bold type. Please see the minotti.com website for drawings of each individual piece.

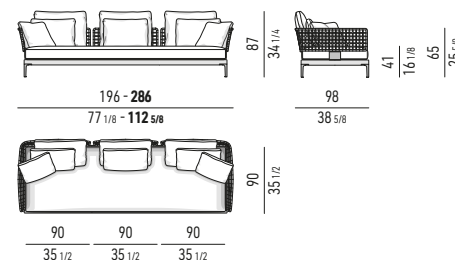
## PATIO GAMFRATESI DESIGN

### PATIO

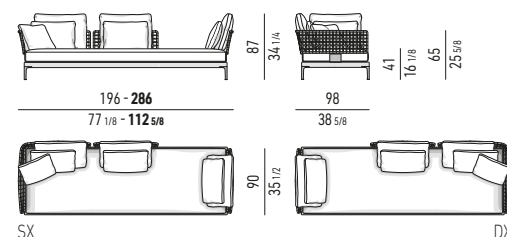
#### MODULO DI SEDUTA CM 90X90 | SEATING MODULE CM 90X90

##### DIVANI | SOFAS

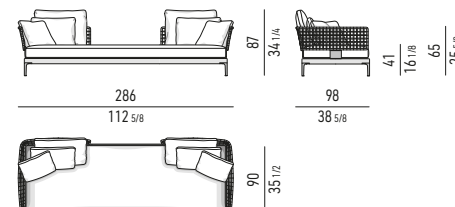
DIVANO CM 196X98 - **286X98**  
 SOFA CM 196X98 - **286X98**



DIVANO-DAYBED CM 196X98 - **286X98**  
 DAYBED-SOFA CM 196X98 - **286X98**

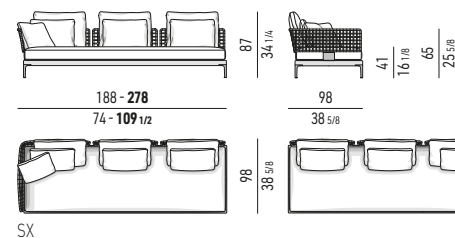


DIVANO OPEN CM **286X98**  
 OPEN SOFA CM **286X98**

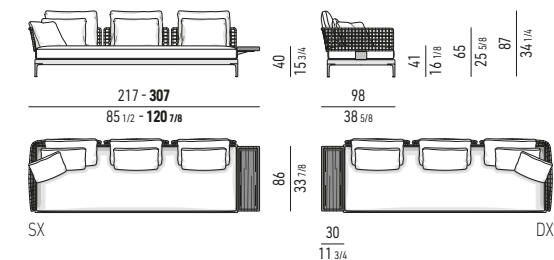


##### ELEMENTI TERMINALI | ELEMENTS WITH 1 ARMREST

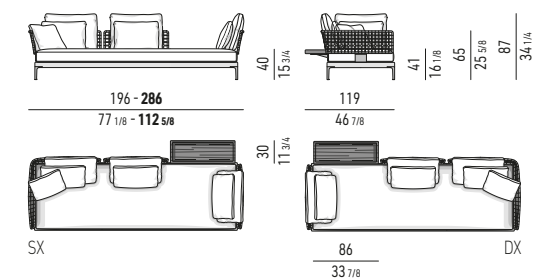
ELEMENTO TERMINALE CM 188X98 - **278X98**  
 ELEMENT WITH 1 ARMREST CM 188X98 - **278X98**



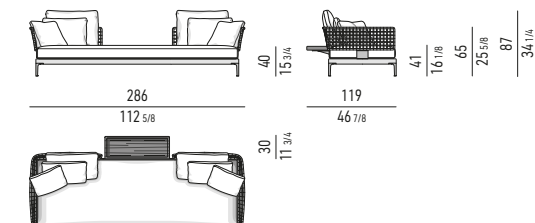
DIVANO CON TOP CM 217X98 - **307X98**  
 SOFA WITH TOP CM 217X98 - **307X98**



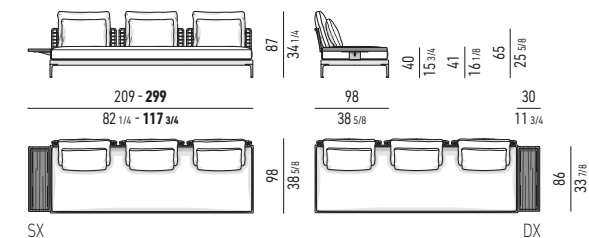
DIVANO-DAYBED CON TOP CM 196X119 - **286X119**  
 DAYBED-SOFA WITH TOP CM 196X119 - **286X119**



DIVANO OPEN CON TOP CM **286X119**  
 OPEN SOFA WITH TOP CM **286X119**

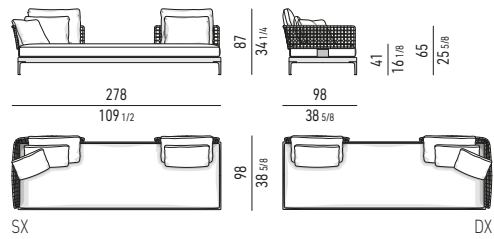


ELEMENTO TERMINALE CON TOP CM 209X98 - **299X98**  
 ELEMENT WITH 1 ARMREST WITH TOP CM 209X98 - **299X98**

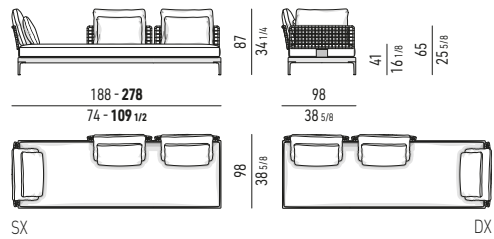




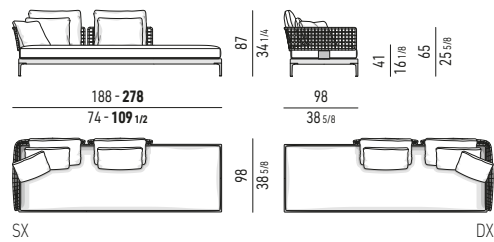
ELEMENTO TERMINALE OPEN CM 278X98  
OPEN ELEMENT WITH 1 ARMREST CM 278X98



ELEMENTO TERMINALE DAYBED CM 188X98 - 278X98  
DAYBED ELEMENT WITH 1 ARMREST CM 188X98 - 278X98

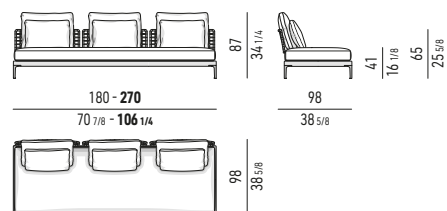


ELEMENTO TERMINALE PENISOLA CM 188X98 - 278X98  
OPEN-END ELEMENT WITH 1 ARMREST CM 188X98 - 278X98

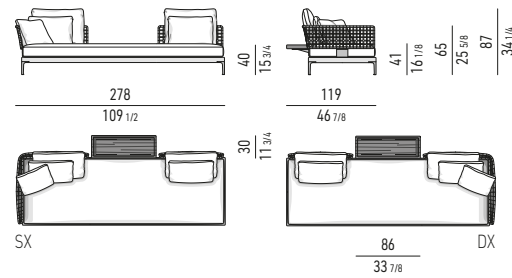


ELEMENTI CENTRALI | CENTRAL ELEMENTS

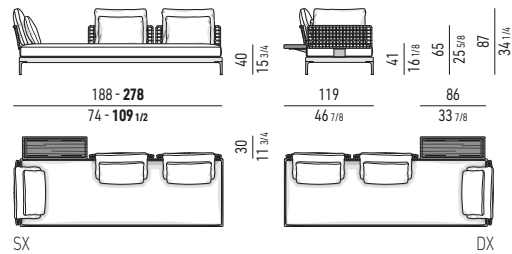
ELEMENTO CENTRALE CM 180X98 - 270X98  
CENTRAL ELEMENT CM 180X98 - 270X98



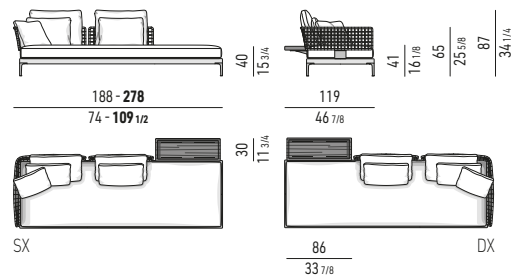
ELEMENTO TERMINALE OPEN CON TOP CM 278X119  
OPEN ELEMENT WITH 1 ARMREST WITH TOP CM 278X119



ELEMENTO TERMINALE DAYBED CON TOP CM 188X119 - 278X119  
DAYBED ELEMENT WITH 1 ARMREST WITH TOP CM 188X119 - 278X119

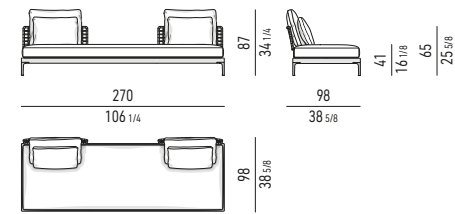


ELEMENTO TERMINALE PENISOLA CON TOP CM 188X119 - 278X119  
OPEN-END ELEMENT WITH 1 ARMREST WITH TOP CM 188X119 - 278X119



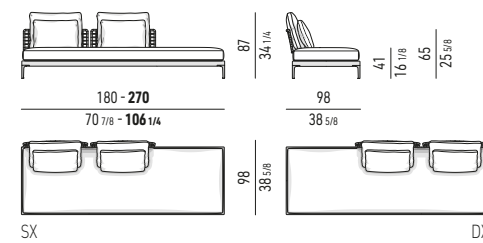
**N.B.:** il disegno si riferisce alla misura evidenziata in grassetto. Per i disegni di ogni singolo elemento, vi invitiamo a consultare il sito minotti.com.  
**N.B.:** the illustration shows the size indicated in bold type. Please see the minotti.com website for drawings of each individual piece.

ELEMENTO CENTRALE OPEN CM 270X98  
OPEN CENTRAL ELEMENT CM 270X98



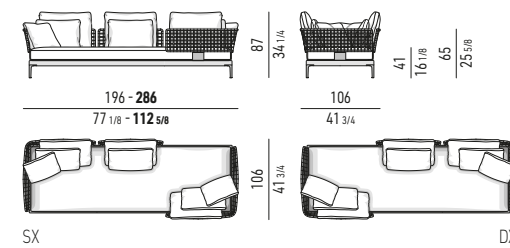
ELEMENTI PENISOLA | OPEN-END ELEMENTS

ELEMENTO PENISOLA CM 180X98 - 270X98  
OPEN-END ELEMENT CM 180X98 - 270X98



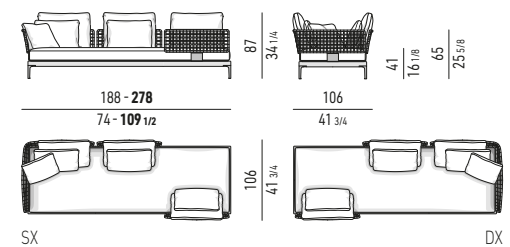
DIVANI VIS-À-VIS | VIS-À-VIS SOFAS

DIVANO VIS-À-VIS CM 196X106 - 286X106  
VIS-À-VIS SOFA CM 196X106 - 286X106

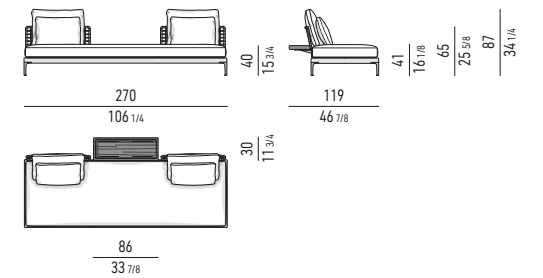


ELEMENTI TERMINALI VIS-À-VIS | VIS-À-VIS ELEMENTS WITH 1 ARMREST

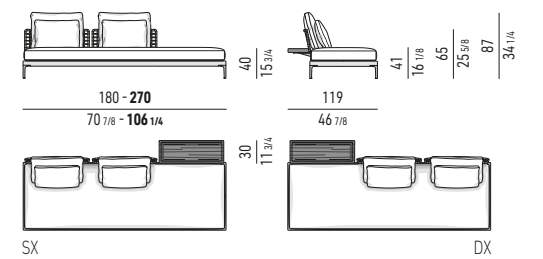
ELEMENTO TERMINALE VIS-À-VIS CM 188X106 - 278X106  
VIS-À-VIS ELEMENT WITH 1 ARMREST CM 188X106 - 278X106



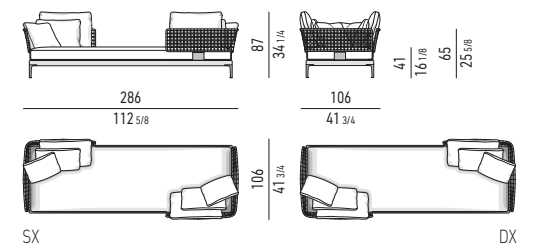
ELEMENTO CENTRALE OPEN CON TOP CM 270X119  
OPEN CENTRAL ELEMENT WITH TOP CM 270X119



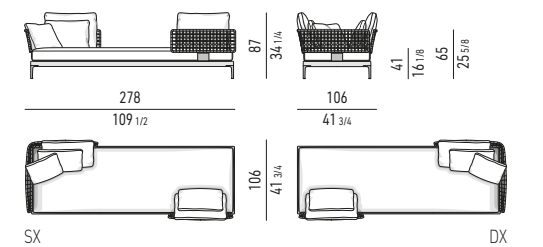
ELEMENTO PENISOLA CON TOP CM 180X119 - 270X119  
OPEN-END ELEMENT WITH TOP CM 180X119 - 270X119



DIVANO VIS-À-VIS OPEN CM 286X106  
OPEN VIS-À-VIS SOFA CM 286X106

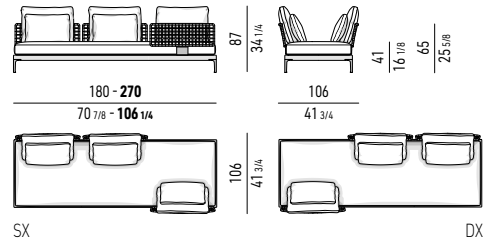


ELEMENTO TERMINALE VIS-À-VIS OPEN CM 278X106  
OPEN VIS-À-VIS ELEMENT WITH 1 ARMREST CM 278X106

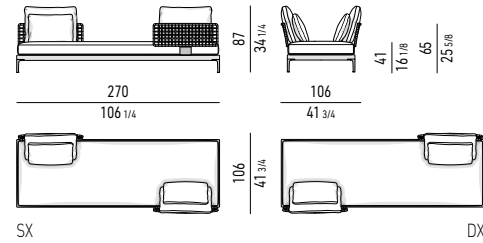


**ELEMENTI CENTRALI VIS-À-VIS | VIS-À-VIS CENTRAL ELEMENTS**

ELEMENTO CENTRALE VIS-À-VIS CM 180X106 - **270X106**  
VIS-À-VIS CENTRAL ELEMENT CM 180X106 - **270X106**

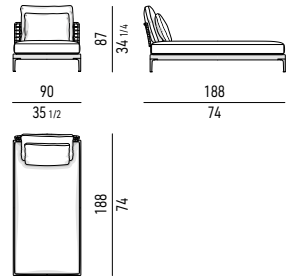


ELEMENTO CENTRALE VIS-À-VIS OPEN CM 270X106  
OPEN VIS-À-VIS CENTRAL ELEMENT CM 270X106

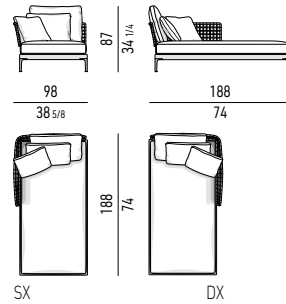


**COUCH, CHAISE-LONGUE E DAYBED | COUCH, CHAISE-LONGUES AND DAYBED**

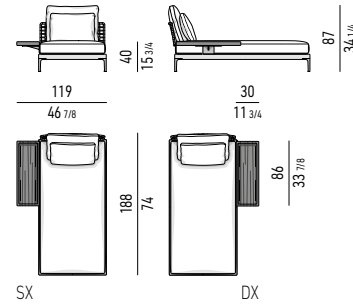
COUCH CM 90X188  
COUCH CM 90X188



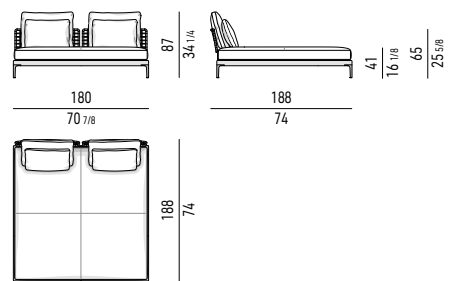
CHAISE-LONGUE CM 98X188  
CHAISE-LONGUE CM 98X188



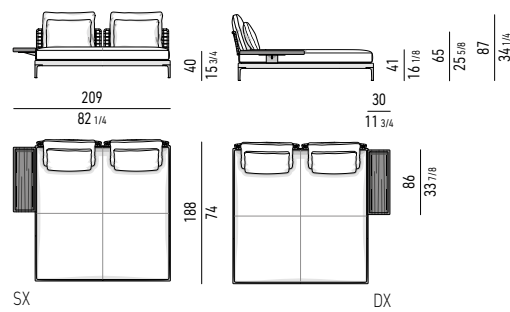
CHAISE-LONGUE CON TOP CM 119X188  
CHAISE-LONGUE WITH TOP CM 119X188



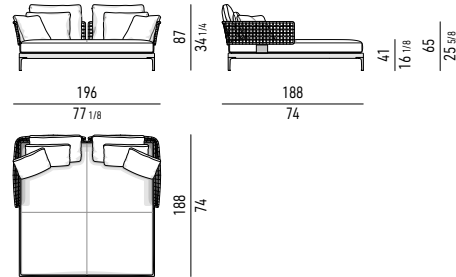
DOPPIO COUCH CM 180X188  
DOUBLE COUCH CM 180X188



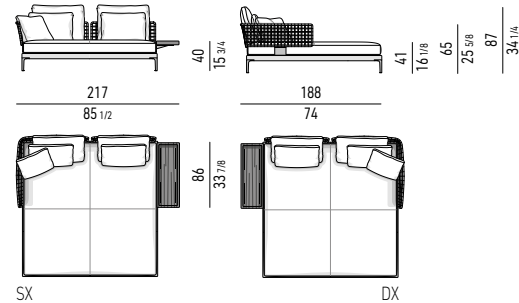
DOPPIO COUCH CON TOP CM 209X188  
DOUBLE COUCH WITH TOP CM 209X188



DOPPIO DAYBED CM 196X188  
DOUBLE DAYBED CM 196X188

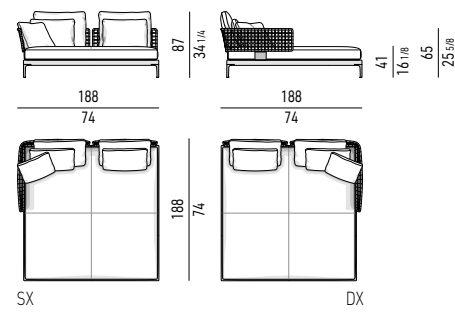


DOPPIO DAYBED CON TOP CM 217X188  
DOUBLE DAYBED WITH TOP CM 217X188

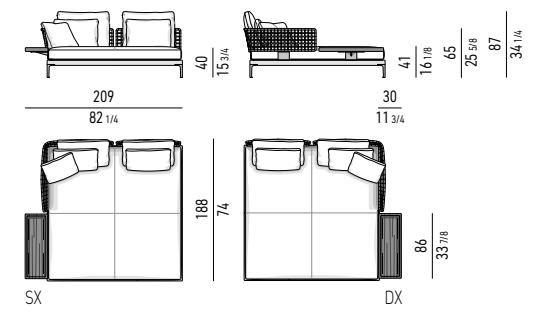


**N.B.:** il disegno si riferisce alla misura evidenziata in grassetto. Per i disegni di ogni singolo elemento, vi invitiamo a consultare il sito minotti.com.  
**N.B.:** the illustration shows the size indicated in bold type. Please see the minotti.com website for drawings of each individual piece.

DOPPIO DAYBED TERMINALE CM 188X188  
DOUBLE DAYBED WITH 1 ARMREST CM 188X188

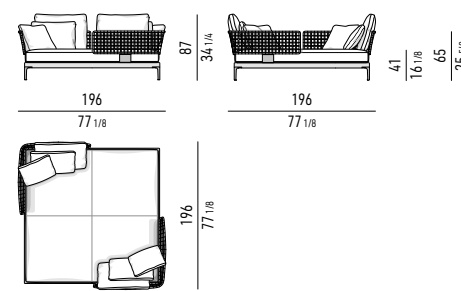


DOPPIO DAYBED TERMINALE CON TOP CM 209X188  
DOUBLE DAYBED WITH 1 ARMREST WITH TOP CM 209X188

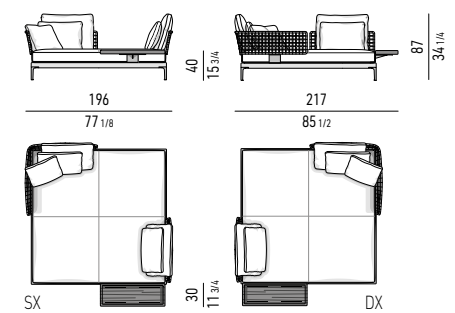


**ISOLE VIS-À-VIS | VIS-À-VIS ISLANDS**

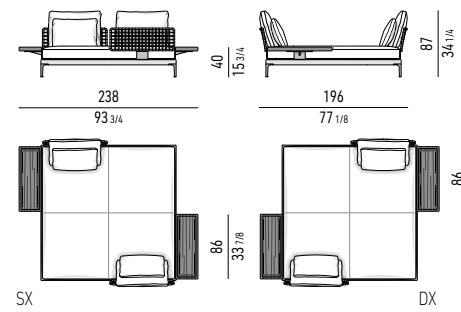
ISOLA VIS-À-VIS CM 196X196  
VIS-À-VIS ISLAND CM 196X196



ISOLA VIS-À-VIS CON TOP CM 196X217  
VIS-À-VIS ISLAND WITH TOP CM 196X217

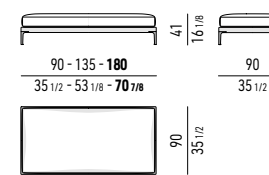


ISOLA VIS-À-VIS CON 2 TOP CM 238X196  
VIS-À-VIS ISLAND WITH 2 TOP CM 238X196



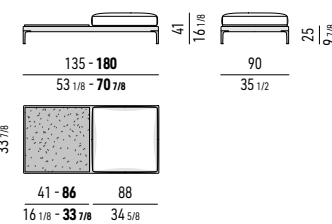
**PANCHE | BENCHES**

PANCA CM 90X90 - 135X90 - **180X90**  
BENCH CM 90X90 - 135X90 - **180X90**



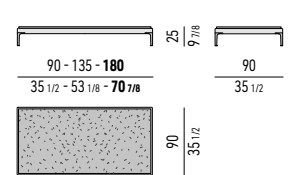
**PANCHE CON TAVOLINO | BENCHES WITH COFFEE TABLE**

PANCA CON TAVOLINO CM 135X90 - **180X90**  
BENCH WITH COFFEE TABLE CM 135X90 - **180X90**



**TAVOLINI | COFFEE TABLES**

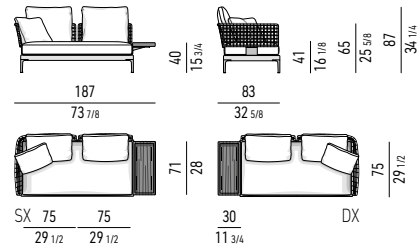
TAVOLINO CM 90X90 - 135X90 - **180X90**  
COFFEE TABLE CM 90X90 - 135X90 - **180X90**



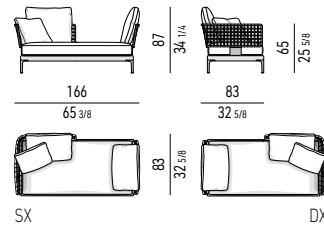
**MODULO DI SEDUTA CM 75X75 | SEATING MODULE CM 75X75**

**DIVANI | SOFAS**

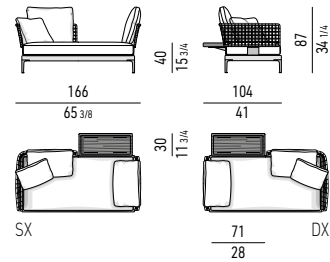
DIVANO CON **TOP CM 187X83**  
SOFA WITH **TOP CM 187X83**



DIVANO-DAYBED CM **166X83**  
DAYBED-SOFA CM **166X83**

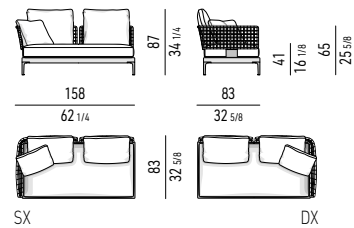


DIVANO-DAYBED CON **TOP CM 166X104**  
DAYBED-SOFA WITH **TOP CM 166X104**

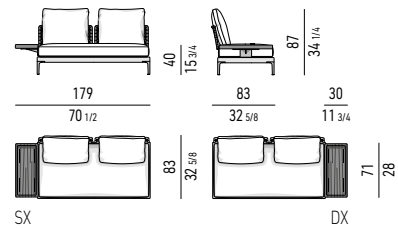


**ELEMENTI TERMINALI | ELEMENTS WITH 1 ARMREST**

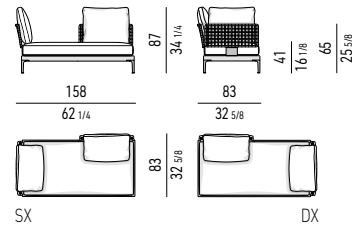
ELEMENTO TERMINALE CM **158X83**  
ELEMENT WITH 1 ARMREST CM **158X83**



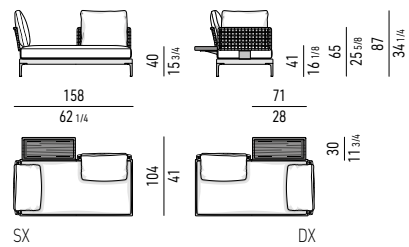
ELEMENTO TERMINALE CON **TOP CM 179X83**  
ELEMENT WITH 1 ARMREST WITH **TOP CM 179X83**



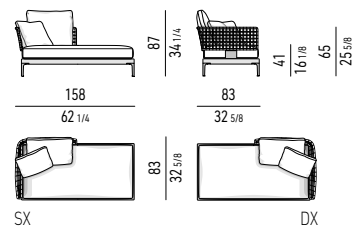
ELEMENTO TERMINALE DAYBED CM **158X83**  
DAYBED ELEMENT WITH 1 ARMREST CM **158X83**



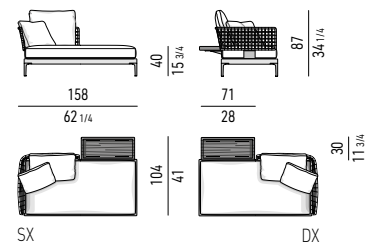
ELEMENTO TERMINALE DAYBED CON **TOP CM 158X104**  
DAYBED ELEMENT WITH 1 ARMREST WITH **TOP CM 158X104**



ELEMENTO TERMINALE PENISOLA CM **158X83**  
OPEN-END ELEMENT WITH 1 ARMREST CM **158X83**

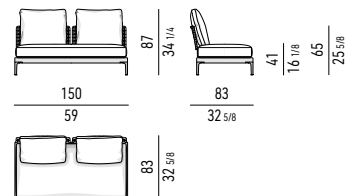


ELEMENTO TERMINALE PENISOLA CON **TOP CM 158X104**  
OPEN-END ELEMENT WITH 1 ARMREST WITH **TOP CM 158X104**



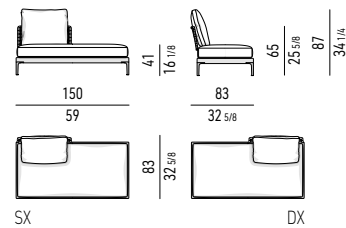
**ELEMENTO CENTRALE | CENTRAL ELEMENT**

ELEMENTO CENTRALE CM **150X83**  
CENTRAL ELEMENT CM **150X83**

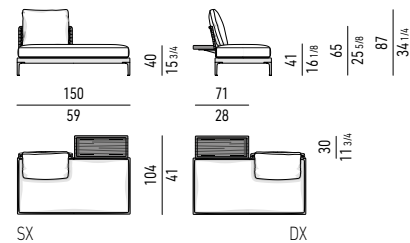


**ELEMENTI PENISOLA | OPEN-END ELEMENTS**

ELEMENTO PENISOLA CM **150X83**  
OPEN-END ELEMENT CM **150X83**

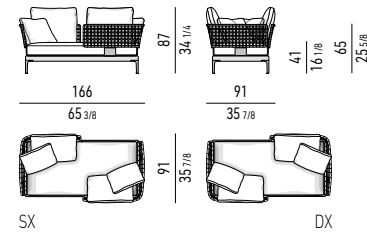


ELEMENTO PENISOLA CON **TOP CM 150X104**  
OPEN-END ELEMENT WITH **TOP CM 150X104**

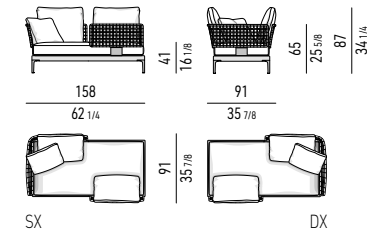


**ELEMENTI VIS-À-VIS | VIS-À-VIS ELEMENTS**

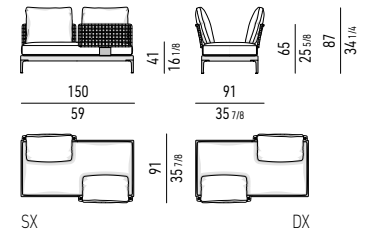
DIVANO VIS-À-VIS CM **166X91**  
VIS-À-VIS SOFA CM **166X91**



ELEMENTO TERMINALE VIS-À-VIS CM **158X91**  
VIS-À-VIS ELEMENT WITH 1 ARMREST CM **158X91**

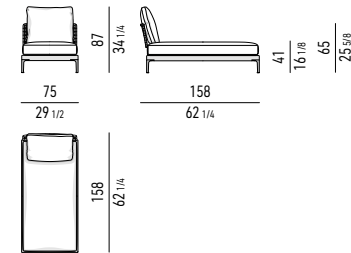


ELEMENTO CENTRALE VIS-À-VIS CM **150X91**  
VIS-À-VIS CENTRAL ELEMENT CM **150X91**



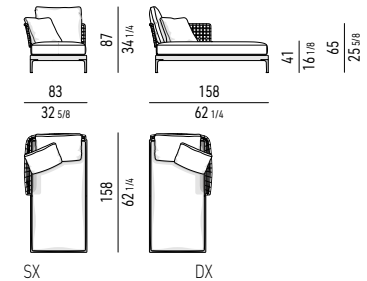
**COUCH**

COUCH CM **75X158**  
COUCH CM **75X158**

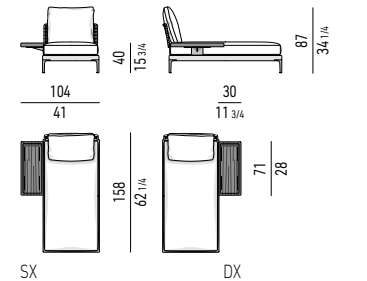


**CHAISE-LONGUES**

CHAISE-LONGUE CM **83X158**  
CHAISE-LONGUE CM **83X158**

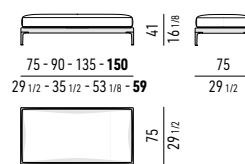


CHAISE-LONGUE CON **TOP CM 104X158**  
CHAISE-LONGUE WITH **TOP CM 104X158**



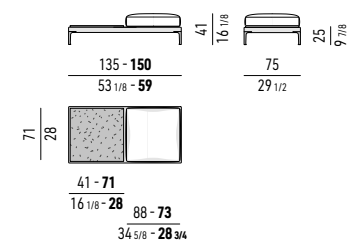
**PANCHE | BENCHES**

PANCA CM 75X75 - 90X75 - 135X75 - **150X75**  
BENCH CM 75X75 - 90X75 - 135X75 - **150X75**



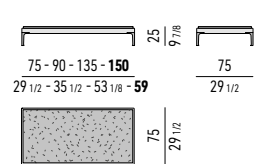
**PANCHE CON TAVOLINO | BENCHES WITH COFFEE TABLE**

PANCA CON **TAVOLINO** CM 135X75 - **150X75**  
BENCH WITH **COFFEE TABLE** CM 135X75 - **150X75**

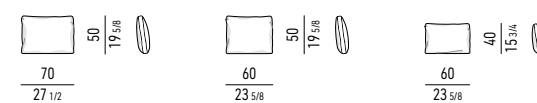


**TAVOLINI | COFFEE TABLES**

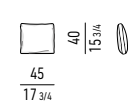
TAVOLINO CM 75X75 - 90X75 - 135X75 - **150X75**  
COFFEE TABLE CM 75X75 - 90X75 - 135X75 - **150X75**



**CUSCINI SCHIENALE OPTIONAL | OPTIONAL BACKREST CUSHIONS**

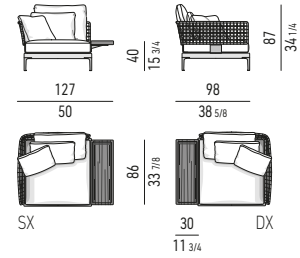
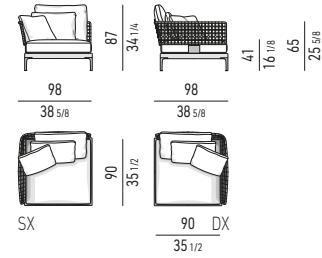
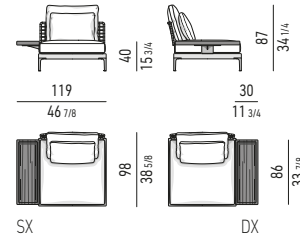
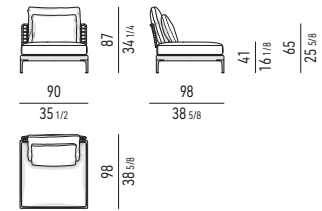


**CUSCINO OPTIONAL | OPTIONAL CUSHION**

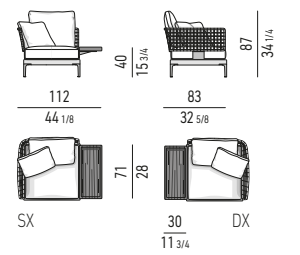
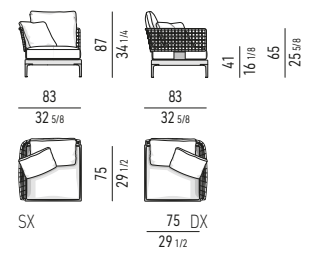
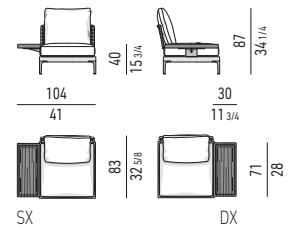
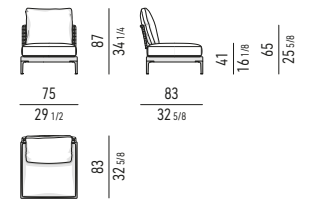


## PATIO UNIT

## MODULO DI SEDUTA CM 90X90 | SEATING MODULE CM 90X90

POLTRONA CON **TOP** CM **127X98**  
ARMCHAIR WITH **TOP** CM **127X98**ELEMENTO ANGOLARE/ELEMENTO TERMINALE CM **98X98**  
CORNER ELEMENT/ELEMENT WITH 1 ARMREST CM **98X98**ELEMENTO TERMINALE CON **TOP** CM **119X98**  
ELEMENT WITH 1 ARMREST WITH **TOP** CM **119X98**ELEMENTO CENTRALE CM **90X98**  
CENTRAL ELEMENT CM **90X98**

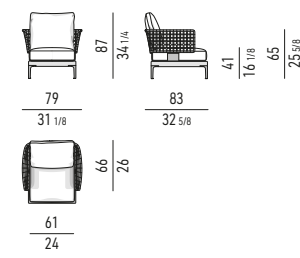
## MODULO DI SEDUTA CM 75X75 | SEATING MODULE CM 75X75

POLTRONA CON **TOP** CM **112X83**  
ARMCHAIR WITH **TOP** CM **112X83**ELEMENTO ANGOLARE/ELEMENTO TERMINALE CM **83X83**  
CORNER ELEMENT/ELEMENT WITH 1 ARMREST CM **83X83**ELEMENTO TERMINALE CON **TOP** CM **104X83**  
ELEMENT WITH 1 ARMREST WITH **TOP** CM **104X83**ELEMENTO CENTRALE CM **75X83**  
CENTRAL ELEMENT CM **75X83**

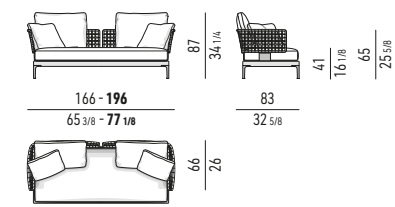
**N.B.:** il disegno si riferisce alla misura evidenziata in grassetto. Per i disegni di ogni singolo elemento, vi invitiamo a consultare il sito minotti.com.  
**N.B.:** the illustration shows the size indicated in bold type. Please see the minotti.com website for drawings of each individual piece.

## PATIO SMALL

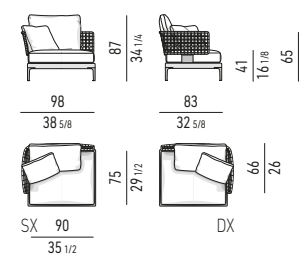
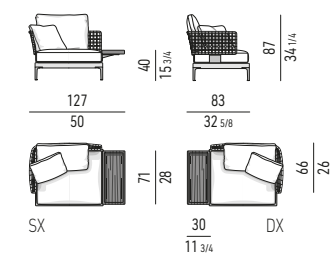
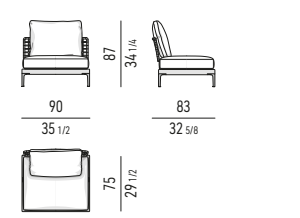
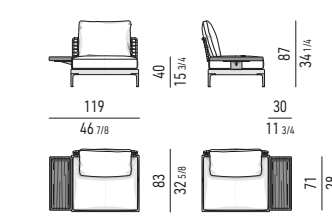
## POLTRONA | ARMCHAIR

POLTRONA CM **79X83**  
ARMCHAIR CM **79X83**

## DIVANI | SOFAS

DIVANO CM 166x83 - **196X83**  
SOFA CM 166x83 - **196X83**

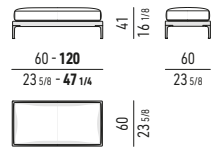
## LOVESEATS

LOVESEAT CM **98X83**  
LOVESEAT CM **98X83**LOVESEAT CON **TOP** CM **127X83**  
LOVESEAT WITH **TOP** CM **127X83**LOVESEAT SENZA BRACCIOLI CM **90X83**  
LOVESEAT WITHOUT ARMRESTS CM **90X83**LOVESEAT SENZA BRACCIOLI CON **TOP** CM **119X83**  
LOVESEAT WITHOUT ARMRESTS WITH **TOP** CM **119X83**

**PROFONDITÀ CM 60 | DEPTH CM 60**

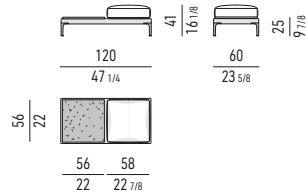
**PANCHE | BENCHES**

PANCA CM 60X60 - **120X60**  
BENCH CM 60X60 - **120X60**



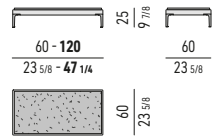
**PANCA CON TAVOLINO | BENCH WITH COFFEE TABLE**

PANCA CON **TAVOLINO CM 120X60**  
BENCH WITH **COFFEE TABLE CM 120X60**



**TAVOLINI | COFFEE TABLES**

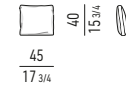
TAVOLINO CM 60X60 - **120X60**  
COFFEE TABLE CM 60X60 - **120X60**



**CUSCINI SCHIENALE OPTIONAL | OPTIONAL BACKREST CUSHIONS**



**CUSCINO OPTIONAL | OPTIONAL CUSHION**



**OPTIONAL RAIN COVER**



Disponibile per ogni elemento  
Available for each element

**N.B.:** il disegno si riferisce alla misura evidenziata in grassetto. Per i disegni di ogni singolo elemento, vi invitiamo a consultare il sito [minotti.com](http://minotti.com).  
**N.B.:** the illustration shows the size indicated in bold type. Please see the [minotti.com](http://minotti.com) website for drawings of each individual piece.

**INFORMAZIONI TECNICHE SULLA PIETRA BASALTINA**

DATA LA POROSITÀ DI QUESTA PIETRA NATURALE DI ORIGINE LAVICA, POSSONO ESSERE PRESENTI SULLA SUPERFICIE PICCOLI FORI E APERTURE. TALI DIFFORMITÀ NON DEVONO ESSERE CONSIDERATE DIFETTI MA CARATTERISTICHE INTRINSECHE DEL MATERIALE STESSO.

**TECHNICAL INFORMATION ABOUT BASALTINA STONE**


GIVEN THE POROSITY OF THIS NATURAL LAVA STONE, TINY HOLES AND OPENINGS MAY APPEAR ON THE SURFACE. THESE DISPARITIES SHOULD NOT BE CONSIDERED FLAWS BUT RATHER FEATURES INHERENT TO THE MATERIAL ITSELF.



**TAVOLINI | COFFEE TABLES**

**STRUTTURA**  
STRUCTURE

ALLUMINIO OPACO  
MATT ALUMINIUM




**PIANO TOP**

PIETRA  
STONE



**PIEDI FEET**

ALLUMINIO LUCIDO  
POLISHED ALUMINIUM




**RIVESTIMENTO STRUTTURA**  
STRUCTURE COVER

FILATO POLIPROPILENE  
POLYPROPYLENE FIBER




**BASE**

ALLUMINIO OPACO  
MATT ALUMINIUM




**RIVESTIMENTO STRUTTURA**  
STRUCTURE COVER

FILATO POLIPROPILENE  
POLYPROPYLENE FIBER




**BASE**

ALLUMINIO OPACO  
MATT ALUMINIUM




**PIANI D'APPoggio**  
TABLE-TOP

MOGANO  
MAHOGANY




TEAK



**PIASTRE E PIEDI**  
PLATES AND FEET

ALLUMINIO LUCIDO  
POLISHED ALUMINIUM

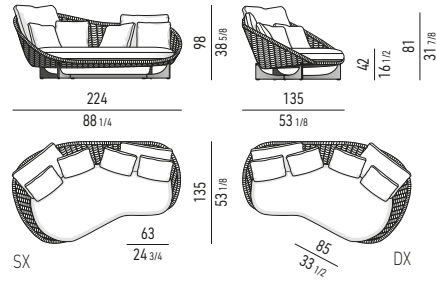


# LIDO CORD OUTDOOR / LIDO OUTDOOR

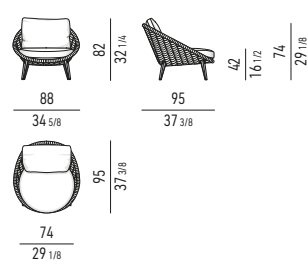
GAMFRATESI DESIGN

## LIDO CORD OUTDOOR

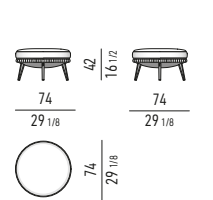
### DIVANO LOUNGE SEMICURVO | SEMI-ROUND LOUNGE SOFA



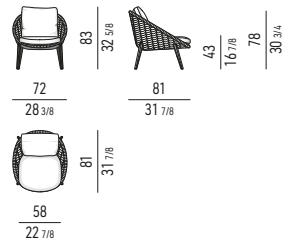
### POLTRONA | ARMCHAIR



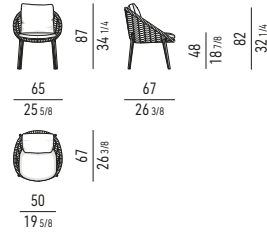
### POGGIAPIEDI | FOOTSTOOL



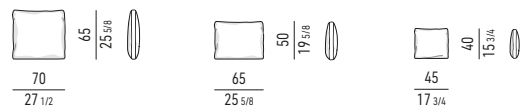
### POLTRONCINA LOUNGE | LOUNGE LITTLE ARMCHAIR



### POLTRONCINA DINING | DINING LITTLE ARMCHAIR




### CUSCINI OPTIONAL | OPTIONAL CUSHIONS



### RIVESTIMENTO STRUTTURA STRUCTURE COVER

FILATO POLIPROPILENE  
POLYPROPYLENE FIBER




### BASE DIVANO SOFA BASE

ALLUMINIO LUCIDO  
POLISHED ALUMINIUM




### GAMBE SEDUTE SEATS LEGS

MOGANO  
MAHOGANY




TEAK



### INSERTO DECORATIVO GAMBE LEGS DECORATIVE INSERT

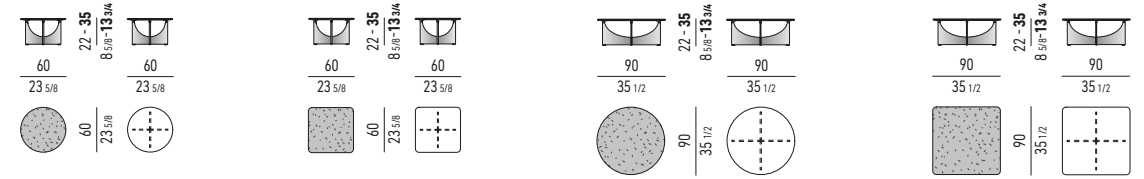
ACCIAIO  
STEEL



**N.B.:** il disegno si riferisce alla misura evidenziata in grassetto. Per i disegni di ogni singolo elemento, vi invitiamo a consultare il sito minotti.com.  
**N.B.:** the illustration shows the size indicated in bold type. Please see the minotti.com website for drawings of each individual piece.

## LIDO OUTDOOR

### TAVOLINI | COFFEE TABLES



### OPTIONAL RAIN COVER



Disponibile per ogni elemento  
Available for each element

### INFORMAZIONI TECNICHE SULLA PIETRA BASALTINA

DATA LA POROSITÀ DI QUESTA PIETRA NATURALE DI ORIGINE LAVICA, POSSONO ESSERE PRESENTI SULLA SUPERFICIE PICCOLI FORI E APERTURE. TALI DIFFORMITÀ NON DEVONO ESSERE CONSIDERATE DIFETTI MA CARATTERISTICHE INTRINSECHE DEL MATERIALE STESSO.

### TECHNICAL INFORMATION ABOUT BASALTINA STONE

GIVEN THE POROSITY OF THIS NATURAL LAVA STONE, TINY HOLES AND OPENINGS MAY APPEAR ON THE SURFACE. THESE DISPARITIES SHOULD NOT BE CONSIDERED FLAWS BUT RATHER FEATURES INHERENT TO THE MATERIAL ITSELF.

### TAVOLINI | COFFEE TABLES

#### PIANO TOP

PIETRA  
STONE



#### BASE BASE

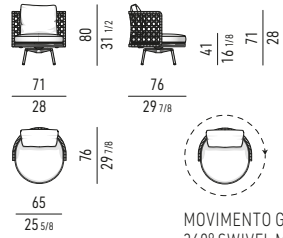
ALLUMINIO LUCIDO  
POLISHED ALUMINIUM



## TORII NEST OUTDOOR NENDO DESIGN

### POLTRONA | ARMCHAIR

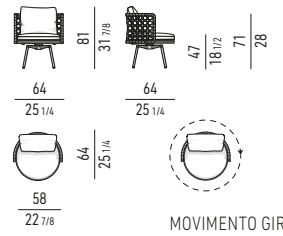
VERSIONE **FISSA** / VERSIONE **GIREVOLE**  
**FIXED VERSION** / **SWIVEL VERSION**



MOVIMENTO GIREVOLE 360°  
 360° SWIVEL MOVEMENT

### POLTRONCINA LOUNGE | LOUNGE LITTLE ARMCHAIR

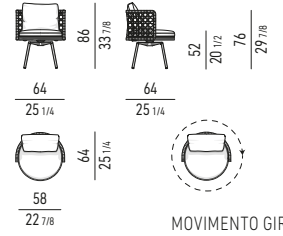
VERSIONE **FISSA** / VERSIONE **GIREVOLE**  
**FIXED VERSION** / **SWIVEL VERSION**



MOVIMENTO GIREVOLE 360°  
 360° SWIVEL MOVEMENT

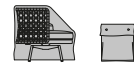
### POLTRONCINA DINING | DINING LITTLE ARMCHAIR

VERSIONE **FISSA** / VERSIONE **GIREVOLE**  
**FIXED VERSION** / **SWIVEL VERSION**



MOVIMENTO GIREVOLE 360°  
 360° SWIVEL MOVEMENT


#### OPTIONAL RAIN COVER



Disponibile per ogni elemento  
 Available for each element


RIVESTIMENTO STRUTTURA  
 STRUCTURE COVER

FILATO POLIPROPILENE  
 POLYPROPYLENE FIBER




CORNICE  
 FRAME

MOGANO  
 MAHOGANY




RIVESTIMENTO STRUTTURA  
 STRUCTURE COVER

FILATO POLIPROPILENE  
 POLYPROPYLENE FIBER




CORNICE  
 FRAME

TEAK

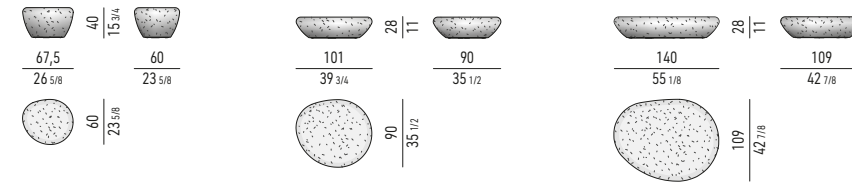


GAMBE  
 LEGS

ALLUMINIO LUCIDO  
 POLISHED ALUMINIUM



## STONY RODOLFO DORDONI DESIGN



RIVESTIMENTO STRUTTURA  
 STRUCTURE COVER

POLVERE DI PIETRA  
 STONE POWDER

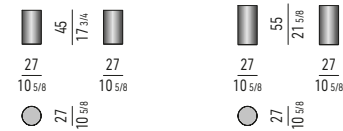


#### OPTIONAL RAIN COVER



Disponibile per ogni elemento  
 Available for each element

## PILOTIS OUTDOOR RODOLFO DORDONI DESIGN



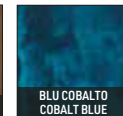

#### OPTIONAL RAIN COVER



Disponibile per ogni elemento  
 Available for each element

STRUTTURA  
 STRUCTURE

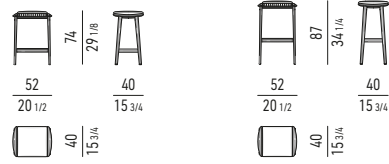
ACCIAIO  
 STEEL



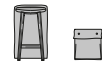
**N.B.:** QUESTA PARTICOLARE FINITURA È OTTENUTA DALL'APPLICAZIONE DI VERNICE CONTENENTE PICCOLE PARTICELLE METALLICHE CHE VENGONO FATTE OSSIDARE CON ACIDI NATURALI E SUCCESSIVAMENTE FISSATE CON UNA VERNICE TRASPARENTE OPACA. QUESTA LAVORAZIONE RENDE LA SUPERFICIE NON PERFETTAMENTE OMOGENEA E DONA CARATTERE DI UNICITÀ AD OGNI PEZZO.

**N.B.:** THIS UNIQUE FINISH IS OBTAINED THROUGH THE APPLICATION OF PAINT CONTAINING SMALL METAL PARTICLES THAT ARE OXIDIZED WITH NATURAL ACIDS AND THEN SET WITH A TRANSPARENT MATT FINISH. THIS PROCESS PRODUCES A NON-UNIFORM SURFACE, MAKING EACH PIECE UNIQUE.

**FYNN OUTDOOR (UPDATE)** GAMFRATESI DESIGN




**OPTIONAL RAIN COVER**



Disponibile per ogni elemento  
Available for each element


**STRUTTURA**  
**STRUCTURE**

TEAK



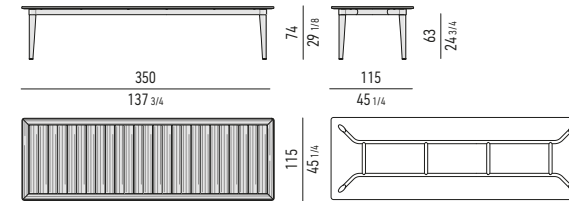
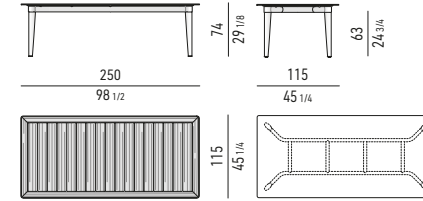
**RIVESTIMENTO SEDUTA**  
**SEAT COVER**

FIBRA INTRECCIATA  
BRAIDED FIBRE

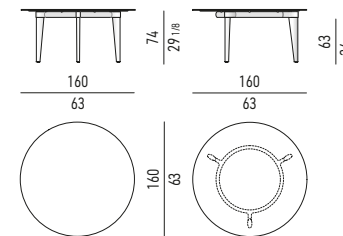
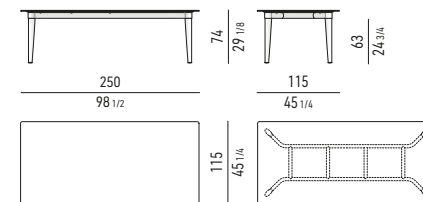


**TERRACE (UPDATE)** RODOLFO DORDONI DESIGN

**PIANO TEAK | TEAK TOP**




**PIANO CERAMICA | CERAMIC TOP**



**PIANO TOP**

TEAK\*



**GAMBE E TELAIO STRUTTURALE**  
**LEGS AND STRUCTURAL FRAME**

ALLUMINIO LUCIDO  
POLISHED ALUMINIUM




**PIANO TOP**

CERAMICA  
CERAMIC



**GAMBE E TELAIO STRUTTURALE**  
**LEGS AND STRUCTURAL FRAME**

ALLUMINIO LUCIDO  
POLISHED ALUMINIUM



**PIANO TOP**

CERAMICA  
CERAMIC



**GAMBE E TELAIO STRUTTURALE**  
**LEGS AND STRUCTURAL FRAME**

ALLUMINIO LUCIDO  
POLISHED ALUMINIUM



NEW 2021 FINISHES

**OPTIONAL RAIN COVER**

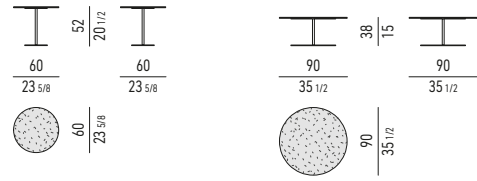


Disponibile per ogni elemento  
Available for each element

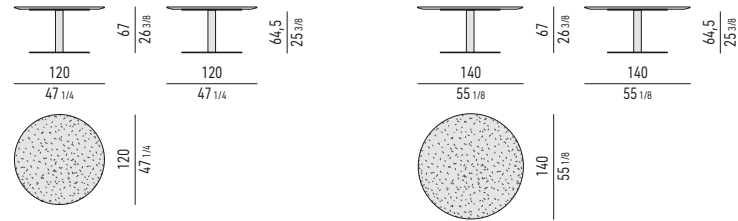


**BELLAGIO OUTDOOR (UPDATE)** GORDON GUILLAUMIER DESIGN

**TAVOLINI | COFFEE TABLES**



**TAVOLI LOUNGE DINING | LOUNGE DINING TABLES**



**OPTIONAL RAIN COVER**



Disponibile per ogni elemento  
Available for each element

**INFORMAZIONI TECNICHE SULLA PIETRA BASALTINA**

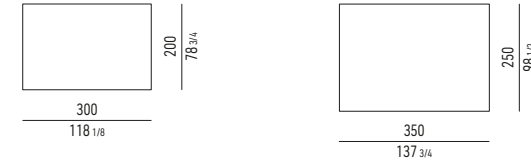
DATA LA POROSITÀ DI QUESTA PIETRA NATURALE DI ORIGINE LAVICA, POSSONO ESSERE PRESENTI SULLA SUPERFICIE PICCOLI FORI E APERTURE. TALI DIFFORMITÀ NON DEVONO ESSERE CONSIDERATE DIFETTI MA CARATTERISTICHE INTRINSECHE DEL MATERIALE STESSO.

**TECHNICAL INFORMATION ABOUT BASALTINA STONE**

GIVEN THE POROSITY OF THIS NATURAL LAVA STONE, TINY HOLES AND OPENINGS MAY APPEAR ON THE SURFACE. THESE DISPARITIES SHOULD NOT BE CONSIDERED FLAWS BUT RATHER FEATURES INHERENT TO THE MATERIAL ITSELF.



**JERSEY** MINOTTI STUDIO DESIGN



Art Direction:

MINOTTI STUDIO

INTERIOR DECORATION  
COMMUNICATION  
GRAPHIC DESIGN  
PRODUCT ENGINEERING

Styling: Simona Sbordone  
Photo: Gionata Xerra  
Assistant: Leonardo Duggento  
Photo retouching: Pierpaolo Mazzola, Malvina Monteggia

Per ulteriori informazioni  
vi invitiamo a visitare il nostro sito web.

For further information please  
visit our website.

[www.minotti.com](http://www.minotti.com)

Follow us on:



#MINOTTI

WECHAT



È espressamente vietata  
qualsiasi riproduzione,  
copia o modifica,  
anche parziale,  
del presente catalogo.

Any reproduction,  
representation  
or modification,  
in full or partly,  
is expressly prohibited.

Printed: March 2022

Copyright © minotti spa 2022  
All rights reserved



Minotti S.p.A. si riserva  
la facoltà di modificare,  
in qualunque momento  
e senza preavviso,  
le caratteristiche tecniche  
dei modelli illustrati  
nel presente catalogo.

Minotti S.p.A. reserves  
the right to change,  
at any time and  
without prior warning,  
the technical specification  
of any product illustrated  
in this catalogue.

**Minotti S.p.A.**  
via Indipendenza, 152  
20821 Meda (MB) - Italy  
t. +39 0362 343499  
f. +39 0362 340319  
e. [info@minotti.it](mailto:info@minotti.it)  
[www.minotti.com](http://www.minotti.com)

